

AXOLUTE



CATALOGUE 2015

bticino



Download the free APP **BTICINO** to configure the light point with cover plates and devices Axolute or Livinglight.

Available for iPhone, iPad (iOS) and Android devices.



■ GET ACCESS TO THE APP



■ CONFIGURE THE LIGHT POINT AXOLUTE

Go directly to the APP
using the QR code reader on your smartphone



IPHONE



ANDROID

Contents

2-20

General features	AXOLUTE, the original: design and technology	2
	AXOLUTE Air	4
	AXOLUTE Monochrome: new Monochrome finishes	6
	AXOLUTE white Solution: white cover plates used with the white mechanism	7
	AXOLUTE White e Nighter	8
	Design and functionality	9
	Energy efficiency	10
	Dimmers	12
	Offer for hotel room management	14
	AXOLUTE MyHOME	16

22-64

Catalogue	AXOLUTE	22
	Installation and cover plates range	64

AXOLUTE, THE ORIGINAL

Design and technology

AXOLUTE is the best solution for elegant environments: sophisticated design and MyHOME technology, add value to the electric system like never before.



COMPLETE RANGE
OF CONTROLS
AND FINISHES



AXOLUTE MONOCHROME
DEVICE, SURROUND PLATE
AND COVER PLATE IN ONE
SINGLE FINISH (WHITE, TECH,
OR ANTHRACITE)



MyHOME_Screen10

LOCAL CONTROL
AND INTEGRATION



NIGHTER & WHICE:
AXOLUTE VARIATIONS
WHERE GLASS BECOMES
THE MAIN FEATURE



Air. Thin like no other



The Thin Revolution

Minimum thinness, sharp design, monochromatic. This is the essence of the new Axolute Air.

Axolute **Air**

Axolute ^{Air}



The richest choice of functionalities



AXOLUTE - MONOCHROME

New Monochrome finishes

Aesthetic coordination of every detail

NEWS



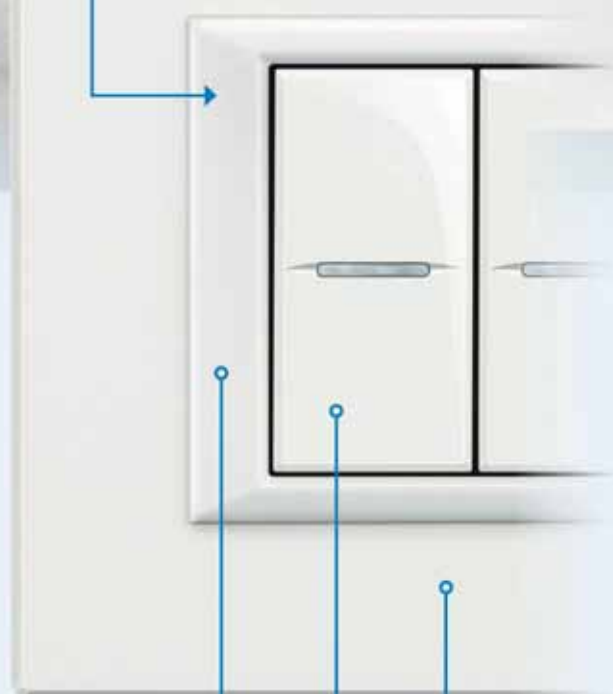
Devices and cover plate with White finish (HD)



Devices and cover plate with Tech finish (HC)



Devices and cover plate with Anthracite finish (HS)



Device, surround plate and cover plate in one single finish (White, Tech, or Anthracite)

With **Monochrome**,
AXOLUTE becomes a
worthwhile luxury.

AXOLUTE - WHITE SOLUTION

White Solution: white cover plates used with the white mechanism

The AXOLUTE range includes white cover plates and White devices: a choice that enables matching the system to the most trendy interior decoration styles.

*Axial control
White Glass cover plate*

The white solution is obtained by installing:

- completely white cover plates (Corian®, Vetro, Alluminio e Zama)
- white mechanisms

*White shiny surface
Opaline white lens*

GLACIER WHITE CORIAN® COVER PLATE

Maximum formal purity: the inner frame perfectly matches the keys.

*Video Display
White Glass cover plate*

*Digital control
White Glass*

AXOLUTE WHICE AND NIGHTER

Exclusive solution with WHICE and NIGHTER glass

AXOLUTE WHICE is the monochromatic white line where unobtrusive controls and technological sublimation achieve perfect balance.



Whice control for MyHOME systems

AXOLUTE NIGHTER is the monochromatic black line where elegance and technology are brought out best.



Nighter control for MyHOME systems

Wiring devices, MyHOME and video door entry system, all with a coordinated look: WHICE or BLACK glass and blue LED.



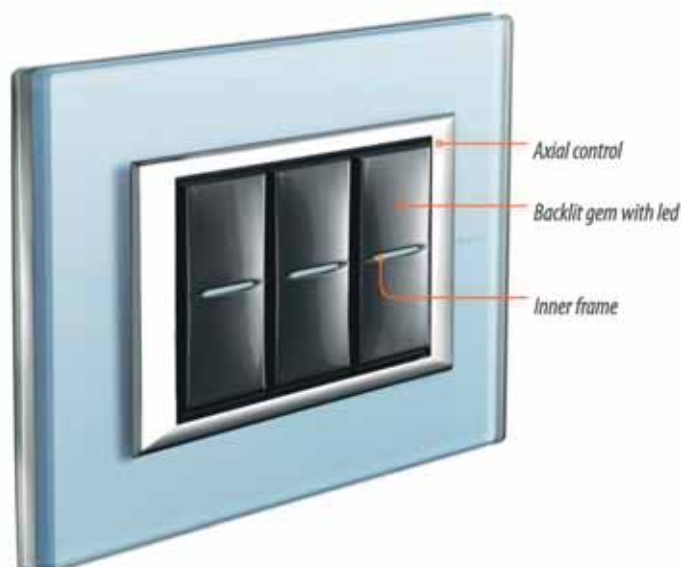
Whice glass cover plates used with AXOLUTE TECH controls



Black glass cover plates combined with ANTHRACITE AXOLUTE controls

DESIGN AND FUNCTIONALITY

Switch features



Faultless look for the AXOLUTE switch, thanks to:

- axial control: to ensure perfect planarity of the switch
- inner frame: chrome or white, depending on the cover plate finish
- backlit gem: light blue for anthracite and tech controls, Opaline white for white controls.

THE AXIAL CONTROL

The axial control characterizes the design of the line. It ensures perfect planarity of the switch thanks to an advanced technology, synthesis of an extremely precise and sophisticated mechanical construction.



Axial kinematics

A special trim seals the mechanism, ensuring perfect operation in all installation conditions.



Trims sealing the control



Key cover

SWEET CLICK CONTROL

Electronic control, giving the perception of a digital device, also in traditional type systems.



CONTROL IN STYLE

Modernity and tradition, for an exclusive personality. The central gem lights around the chrome finish key.

ROCKER SWITCHES

Traditional choice, is the ideal continuation of BTicino wiring devices offer.



ENERGY EFFICIENCY

BTicino innovation, always more and more attentive to the environment

Respect for the environment and compliance with the new building regulations, saving energy without


compromising on modern life comfort is today possible. BTicino offers solutions for an environmentally

intelligent management of lighting, and for the control of domestic energy consumptions.



ADJUST THE LIGHT LEVEL WITH MAXIMUM EFFICIENCY

With the new universal dimmer, it is also possible to control **compact fluorescent lamps and LEDs**, with current savings of up to 65% when compared with other types of lamps.

	 Filament 10 W	 Halogen - 70 W (= 100 W filament)	 LED - 17 W (= 100 W filament)
 Traditional switch Maximum consumption in 8 hours	300 kW	210 kW -30%	60 kW -80%
 Universal dimmer Maximum consumption in 8 hours with 25% level adjustment	100 kW	70 kW -30%	20 kW* -80%

With a constant 100 W light level (consumption of 100 W, filament = 70 W, halogen = 17 W LED), it is possible to obtain savings up to 65% by adjusting the dimmer to 25%.

* -65% when compared with the consumption of a LED lamp controlled by a standard switch

A COMPLETE ENERGY CONSUMPTION AND PRODUCTION CHECK-UP

Display the consumptions of your own home - electricity, water and gas - and the production of energy and hot water obtained with **photovoltaic panels systems, or with solar thermal systems**. The information can then be used to make your system as efficient as possible, reducing **waste and faults**.





HEATING AND COOLING ONLY WHEN REQUIRED

With BTicino temperature control systems (both traditional and MyHOME) it is possible to:

- individually set the temperature of each single room
- split the system into zones

- activate the heating only when required, preventing it from being switched on with the windows open. In addition, thanks to the zone temperature control, the building **gains one energy class** and users save on their bills.



Double technology Green Switch
- infrared and ultrasounds
- ECO MODE -
- AUTO MODE -



Passive infrared movement sensor - AUTO MODE -







GREEN SWITCH: ILLUMINATION ONLY WHEN NEEDED

Green Switch is the intelligent state of the art solution for **managing lighting without waste** in the residential and service sectors.

The light is switched on by the user and goes off automatically when no one is in the room.



FEATURES

	POWER SUPPLY		Sensor technology	Operating mode	Use destination
	230 Vac	27 Vdc (from BUS SCS)			
GREEN SWITCH			Infrared (PIR) and ultrasound (US)	 ECO MODE	Offices Meeting rooms Domestic rooms and in general stable presence environments (Dual tech version)
					Bathrooms Closets Technical rooms and in general NOT stable presence environments (Infrared version)
MOVEMENT SENSORS			Infrared (PIR)	 AUTO MODE	Corridors Toilets Closets and in general passage areas

LEGEND:



ECO MODE
The load is switched on manually and switched off automatically by the sensor, depending on the daylight level and the presence detection.



AUTO MODE
The switching on and off of the load are ordered automatically by the sensor, depending on movement detection and the desired lighting levels.

DIMMERS

For an efficient management of all the main types of loads

From the BTicino dimmers the answer to the current market requirements:

- **loads to manage** - an offer in line with the advancement in lamp technology
- **powers** - reductions of minimum

managed powers, to optimise usage with the new higher efficiency lamps

- **extreme flexibility** - management of different types of load using the same dimmer
- **multi-technology** - included in the

traditional 230 Vac offer, MyHOME bus and radio.

NEWS

NEW UNIVERSAL DIMMER

With the new BTicino universal dimmers it is possible to control and adjust the light intensity of all types of loads on the market, from traditional filament lamps, to the latest generation LED and CFL energy saving lamps that, as required by the regulations, will soon replace them.



INSTALLATION ADVANTAGES:

- thanks to the possibility of managing all kinds of loads, the device may be installed before selecting the lamps
- wiring only requires 2 wires (no neutral wire necessary), saving time during the installation
- as the neutral is not necessary, it can be easily installed in replacement of traditional existing dimmers or controls
- it can be controlled by one or more remote pushbuttons

COMFORT:

- thanks to the new universal dimmer, it is possible to adjust the light intensity, obtaining the optimum light conditions for each situation
- its ergonomics and the user interface are simple and intuitive, with dedicated pushbuttons for switching on/off, and +/- level adjustment
- a simple touch is enough to switch the light on at a preset level (33% or 66%)

Other dimmers



RESISTIVE AND MULTILOAD

Dimmer for the control of traditional lamps, new energy saving halogen lamps and halogen lamps with or without transformer.



BALLAST 0-10 V

Dimmer for fluorescent lamps with 0-10 V ballast.

Two types of ergonomics

A wide range of flush mounted dimmers, in the knob and pushbutton version, available in 1 or 2 module solutions.



KNOB DIMMER

A traditional movement, with ergonomic grip, for the best possible adjustment.



PUSHBUTTON DIMMER

To switch the light on and off, and bring the light to the desired level with a simple soft touch. Possibility of setting different brightness levels.



Energy saving lamps
halogen energy saving



Halogen electronic transformer



Halogen electromagnetic transformer



Halogen 230V



Incandescent 230V



Fluorescent lamps with ballast 0-10V



Dimmable compact fluorescent



Dimmable LEDs

DIMMER TYPE	Energy saving lamps halogen energy saving	Halogen electronic transformer	Halogen electromagnetic transformer	Halogen 230V	Incandescent 230V	Fluorescent lamps with ballast 0-10V	Dimmable compact fluorescent	Dimmable LEDs
RESISTIVE	<input checked="" type="checkbox"/>	<input type="checkbox"/>	<input type="checkbox"/>	<input checked="" type="checkbox"/>	<input checked="" type="checkbox"/>	<input type="checkbox"/>		
RESISTIVE-INDUCTIVE	<input checked="" type="checkbox"/>	<input type="checkbox"/>	<input checked="" type="checkbox"/>	<input checked="" type="checkbox"/>	<input checked="" type="checkbox"/>	<input type="checkbox"/>		
MULTILOAD	<input checked="" type="checkbox"/>	<input checked="" type="checkbox"/>	<input checked="" type="checkbox"/>	<input checked="" type="checkbox"/>	<input checked="" type="checkbox"/>	<input type="checkbox"/>		
BALLAST 0-10V	<input type="checkbox"/>	<input type="checkbox"/>	<input type="checkbox"/>	<input type="checkbox"/>	<input type="checkbox"/>	<input checked="" type="checkbox"/>		
UNIVERSAL	<input checked="" type="checkbox"/>	<input checked="" type="checkbox"/>	<input checked="" type="checkbox"/>	<input checked="" type="checkbox"/>	<input checked="" type="checkbox"/>	<input checked="" type="checkbox"/>	<input checked="" type="checkbox"/>	<input checked="" type="checkbox"/>

OFFER FOR HOTEL ROOM MANAGEMENT

A complete offer for a state of the art electric system also in the hotel room

The BTicino Hotel range has been conceived for pleasant hotel stay, making guests feel as if they were in their own homes.

IMMEDIATELY AT EASE

The presence of a badge holder socket invites the guest to immediately interact with the room services on offer. To be left undisturbed simply press the "do not disturb" control.

THE RIGHT ATMOSPHERE, IN ONE MOVE

Thanks to the MyHOME scenario control at the side of the bed, a simple touch is enough to create the desired atmosphere, adjusting lights, temperature, rolling shutters, or shutters.



Inside the room: "do not disturb – make up the room" pushbuttons, and supply badge pocket (network ON)



*Outside the camera:
"do not disturb- make up room"
lamp with diffuser and doorbell*



EXTRA ATTENTION TO SAFETY

Step marker lamps for the night, alarm pull cords and protected razor sockets to ensure maximum safety at all times.



Razor socket

CONNECTION, ENTERTAINMENT, AND MULTIMEDIAITY

A range of products dedicated to audio/video connections provide the desired level of entertainment and relax.



HDMI and USB connector for managing readers and electronic devices such as DVDs, digital cameras, MP3 readers



Digital thermostat, MyHOME

8 keys MyHOME control (customisable)

THE RIGHT ATMOSPHERE, IN ONE MOVE

Thanks to the new MyHOME devices - control with the 8 keys (customisable) and digital thermostat installed at the

side of the bed; with a single touch it is possible to recreate the desired atmosphere, adjusting the light, the temperature, and the shutters.

USB CHARGERS

The USB chargers, requiring 5V power supply, can be used to charge mobile phones, smartphones, tablets, and similar gadgets.



Powered USB sockets



AXOLUTE MyHOME

The functions

MyHOME is the BTicino home automation solution, the new way of conceiving the electric system.

ADVANCED ELECTRIC SYSTEMS

Thanks to the MyHOME technology, it is now possible to design electric systems including new more advanced features in terms of comfort, safety, energy saving, audio/video communication, and local or remote control.

SELECTION OF THE FUNCTIONS

A system made using MyHOME can be expanded at any time, with minimum, cost effective interventions: during the design stage, one can select which functions shall be included immediately, and which ones at a later date.



DIGITAL CONTROLS

A simple click or touch for function control



SAFETY AND SECURITY

- Burglar alarm
- Technical alarms
- Remote assistance
- Anti-blackout automatic reset
- Video monitoring system



COMFORT

- Light automation
- Management of shutters and automations

AN OPEN SYSTEM

MyHOME is an open system allowing both integration with products of other brands, and communication with the outside world using the TCP/IP protocol.

SINGLE TECHNOLOGY

MyHOME is based on the use of one single system technology, the digital BUS, which can be used in any residential or service environment.



- Scenario activation
- Sound system

AUDIO VIDEO COMMUNICATION

- Digital video door entry system
- Video answering machine
- Telephone system

INTEGRATION AND CONTROL

- Function integration through the user interface
- Local management through various devices (touch screen, PC, tablet)
- Remote management using the MyHOME WEB service

AXOLUTE MyHOME

Video door entry systems



HANDSETS

VIDEO DISPLAY

- 2.5" colour display
- Icon menu
- Coordinated finishes with AXOLUTE residential lines look
- Flush mounted installation in 506E boxes
- It can be used with both 2 wires and MyHOME video door entry systems.



solutions, facilitating access control, and provides local video monitoring.



ENTRANCE PANELS

AXOLUTE OUTDOOR

- The alphanumeric keypad, backlit with a blue LED, enables owner's search in the same way as with mobile phones.
- Its keys are capacitive: they can be activated with a simple touch.
- The alphanumeric keypad offers direct call of the owner using a numeric code.
- The electronic module has a high resistance glass front, in line with the new interior and exterior design trends.



NIGHTER & WHICE

- Large 8" colour display
- 8 mm thick glass surface
- Wall mounted installation: minimum thickness
- Touch control keypad, a simple touch of the led to activate the function.
- It can be used with both 2 wires and MyHOME video door entry systems.

Control and integration

The BTicino MyHOME system provides supervision and monitoring of the home in total safety and discretion. Controls can be activated locally, using various interaction modes, from the simple TOUCH SCREEN, or remotely, using a PC, tablet computer, telephone, or mobile phone.



MyHOME SCREEN 10"

New Touch Screen with 16:9 10" LCD screen and new graphic interface. It can be used to manage customised profiles, and to navigate through the various rooms of the home. The background images may also be customised. Multimedia control (USB, SD card, web browser), and full control of the MyHOME and the video door entry system functions.



LOCAL DISPLAY

Touch screen for the control of sound system, temperature, and scenario, as well as for the display of consumptions.

SCENARIO PROGRAMMER

The scenario programmer gives the possibility of creating advanced and scheduled MyHOME scenarios. It can be used to enable/disable scenarios following an external event, time conditions, or the pressure of an appropriately configured pushbutton.



WEB SERVER

Device enabling the remote control and supervision of a MyHOME system. Using a Personal Computer, a tablet, a telephone, or mobile telephone.






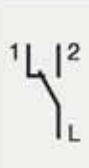
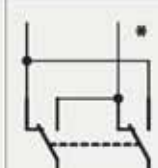


Contents

22-39		
Wiring devices	Basic control devices	22
	Relays	27
	Rockers with lightable symbol	28
	Dimmer	29
	Green Switch	30
	Temperature control	31
	Electronic control devices	31
	Socket outlets - American and universal standard	32
	USB chargers	32
	TV, FM and SAT sockets	33
	Data connectors	34
	Audio-video and other sockets	35
	Audible and optical signalling devices	35
	Electrical safety devices	37
	Gas detector	37
	Led lamps	38
	Accessories	39
	Blank plates	39






NOTE: the new codes are shown in orange in the catalogue.

BASIC CONTROL DEVICES

SELECTING TABLE					
		AXIAL SWITCHES		STYLE SWITCHES	
		Terminals with screws		Terminals with screws	
		1 module	2 modules	1 module	2 modules
WHITE					
TECH					
ANTHRACITE					
Description					
1 way switch		HD4001	HD4001M2	HZ4001	HZ4001M2
1P 16A250V a.c.		HC4001	HC4001/2	HX4001	HX4001/2
		HS4001	HS4001/2	HY4001	HY4001/2
2 way switch		HD4003	HD4003M2	HZ4003	HZ4003M2
1P 16A250V a.c.		HC4003	HC4003/2	HX4003	HX4003/2
		HS4003	HS4003/2	HY4003	HY4003/2
4 way switch		HD4004	HD4004M2	HZ4004	HZ4004M2
1P 16A250V a.c.		HC4004	HC4004/2	HX4004	HX4004/2
		HS4004	HS4004/2	HY4004	HY4004/2
Pushbutton		HD4005	HD4005M2	HZ4005	HZ4005M2
1P (NO) 10A 250V a.c.		HC4005	HC4005/2	HX4005	HX4005/2
		HS4005	HS4005/2	HY4005	HY4005/2
<div><div> WHITE colour devices</div><div> TECH colour devices</div><div> ANTHRACITE colour devices</div></div>					

WIRING SWITCHES				
1 way switch	2 way switch	4 way switch	Pushbutton	2 + 2 way switch
				

* Equivalent symbol for functional diagram (this symbol is not standardized and has been remade by matching it with 2 two-way single-pole switches)

SELECTING TABLE			
	ROCKER SWITCHES		
	Terminals with screws		
	1 module	2 modules	2 modules
WHITE			
TECH			
ANTHRACITE			

Description				
1 way switch	<input type="checkbox"/>	HD4051	HD4051M2	---
1P 16A 250V a.c.	<input type="checkbox"/>	HC4051	HC4051/2	---
	<input type="checkbox"/>	HS4051	HS4051/2	---
2 way switch	<input type="checkbox"/>	HD4053	HD4053M2	---
1P 16A 250V a.c.	<input type="checkbox"/>	HC4053	HC4053/2	---
	<input type="checkbox"/>	HS4053	HS4053/2	---
4 way switch	<input type="checkbox"/>	HD4054	HD4054M2	---
1P 16A 250V a.c.	<input type="checkbox"/>	HC4054	HC4054/2	---
	<input type="checkbox"/>	HS4054	HS4054/2	---
Pushbutton	<input type="checkbox"/>	HD4055	HD4055M2	---
1P (NO) 10A 250V a.c.	<input type="checkbox"/>	HC4055	HC4055/2	---
	<input type="checkbox"/>	HS4055	HS4055/2	---
2 x 2 way switch	<input type="checkbox"/>	---	---	HD4024
1P + 1P 16A 250V a.c.	<input type="checkbox"/>	---	---	HC4024
	<input type="checkbox"/>	---	---	HS4024
1 way switch	<input type="checkbox"/>	HD4051A20	---	---
1P 20A 250V a.c.	<input type="checkbox"/>	HC4051/20	---	---
	<input type="checkbox"/>	HS4051/20	---	---
2 way switch	<input type="checkbox"/>	HD4053A20	---	---
1P 20A 250V a.c.	<input type="checkbox"/>	HC4053/20	---	---
	<input type="checkbox"/>	HS4053/20	---	---

Items conform to BS EN 60 669-1


☐ WHITE colour devices ☐ TECH colour devices ☐ ANTHRACITE colour devices

LED ITEM H4743B/230 PLACED IN THE BACKLIGHT DEVICES

Insert LED



BASIC CONTROL DEVICES



Item	PUSHBUTTON 10A
<input type="checkbox"/> HD4033 <input checked="" type="checkbox"/> HC4033 <input checked="" type="checkbox"/> HS4033	pull-cord pushbutton 1P (NO) 10A - 250Va.c.
<input type="checkbox"/> HD4034 <input checked="" type="checkbox"/> HC4034 <input checked="" type="checkbox"/> HS4034	pushbutton 1P (NC) 10A - 250V a.c. prepared for interchangeable rockers
<input type="checkbox"/> HD4034M2 <input checked="" type="checkbox"/> HC4034/2 <input checked="" type="checkbox"/> HS4034/2	pushbutton 1P (NC) 10A - 250V a.c. prepared for interchangeable rockers - 2 modules
<input type="checkbox"/> HD4036 <input checked="" type="checkbox"/> HC4036 <input checked="" type="checkbox"/> HS4036	double pushbutton 1P (NO) + 1P (NO) 10A - 250 Va.c.
<input type="checkbox"/> HD4036M2 <input checked="" type="checkbox"/> HC4036/2 <input checked="" type="checkbox"/> HS4036/2	double pushbutton 1P (NO) + 1P (NO) 10A - 250 Va.c. - 2 modules
<input type="checkbox"/> HD4037 <input checked="" type="checkbox"/> HC4037 <input checked="" type="checkbox"/> HS4037	interlocked double pushbutton 1P (NO) + 1P (NO) 10A - 250 Va.c.
<input type="checkbox"/> HD4037M2 <input checked="" type="checkbox"/> HC4037/2 <input checked="" type="checkbox"/> HS4037/2	interlocked double pushbutton 1P (NO) + 1P (NO) 10A - 250 Va.c. - 2 modules
<input type="checkbox"/> HD4044 <input checked="" type="checkbox"/> HC4044 <input checked="" type="checkbox"/> HS4044	pushbutton 2P (NO) 10A - 250 Va.c. - with independent contacts for traditional hospital system

Items conform to BS EN 60 669-1

Item	SWITCHES 2P
<input type="checkbox"/> HD4002 <input checked="" type="checkbox"/> HC4002 <input checked="" type="checkbox"/> HS4002	1 way switch 2P 16AX - 250 Va.c.
<input type="checkbox"/> HD4011 <input checked="" type="checkbox"/> HC4011 <input checked="" type="checkbox"/> HS4011	1 way switch 2P 32A - 250 Va.c.

Item	SWITCHES 2P
<input type="checkbox"/> HD4012 <input checked="" type="checkbox"/> HC4012 <input checked="" type="checkbox"/> HS4012	1 way switch 2P 16A 250 Va.c. with key - the key can be pulled out both in ON position and in OFF position - the keys are different for each device
<input type="checkbox"/> HD4022 <input checked="" type="checkbox"/> HC4022 <input checked="" type="checkbox"/> HS4022	2 way switch - 1P 16AX 250 Va.c. with key - as above
<input type="checkbox"/> HD4012C* <input checked="" type="checkbox"/> HC4012C* <input checked="" type="checkbox"/> HS4012C*	1 way switch 2P 16A 250 Va.c. with key - the key can be pulled out both in ON position and in OFF position - the keys are the same for each device
<input type="checkbox"/> HD4022C* <input checked="" type="checkbox"/> HC4022C* <input checked="" type="checkbox"/> HS4022C*	2 way switch - 1P 16AX 250 Va.c. with key - as above

* Items supplied on demand. To order consult the BTicino sales staff

AXIAL PUSHBUTTONS WITH DIFFUSER

Terminal with screw	
<input type="checkbox"/> HD4042 <input checked="" type="checkbox"/> HC4042 <input checked="" type="checkbox"/> HS4042	pushbutton 1P (NO) 10A - 250 Va.c. with bell symbol
<input type="checkbox"/> HD4042M2 <input checked="" type="checkbox"/> HC4042/2 <input checked="" type="checkbox"/> HS4042/2	pushbutton 1P (NO) 10A - 250 Va.c. with bell symbol - 2 modules
<input type="checkbox"/> HD4043 <input checked="" type="checkbox"/> HC4043 <input checked="" type="checkbox"/> HS4043	pushbutton 1P (NO) 10A - 250 Va.c. with lamp symbol
<input type="checkbox"/> HD4043M2 <input checked="" type="checkbox"/> HC4043/2 <input checked="" type="checkbox"/> HS4043/2	pushbutton 1P (NO) 10A - 250 Va.c. with lamp symbol - 2 modules

ROCKER PUSHBUTTONS WITH SYMBOL

Terminal with screw	
<input type="checkbox"/> HD4055P <input checked="" type="checkbox"/> HC4055P <input checked="" type="checkbox"/> HS4055P	pushbutton 1P (NO) 10AX - 250V a.c. marked press
<input type="checkbox"/> HD4055B <input checked="" type="checkbox"/> HC4055B <input checked="" type="checkbox"/> HS4055B	pushbutton 1P (NO) 10AX - 250 Va.c. marked Bell

BASIC CONTROL DEVICES



HD4002 HD4012
HD4022 HD4027M2



HC4011 HC4027



HS4002 HS4027/2



HD4011S HD4016 H4040



HC4019



HS4391 2124N

Item	CHANGEVER SWITCHES 16A
<input type="checkbox"/> HD4027 <input type="checkbox"/> HC4027 <input type="checkbox"/> HS4027	changeover switch 1P 16A - 250V a.c. double pushbutton 1-0-2
<input type="checkbox"/> HD4027VMC <input type="checkbox"/> HC4027VMC <input type="checkbox"/> HS4027VMC	1P 16 A changeover switch for 2 speed fan control – double key: speed 1 - 0 - speed 2
<input type="checkbox"/> HD4027M2 <input type="checkbox"/> HC4027/2 <input type="checkbox"/> HS4027/2	changeover switch 1P 16A - 250V a.c. double pushbutton 1-0-2 - 2 modules

Items conform to BS EN 60 669-1

Item	PUSHBUTTON WITH NAME PLATE
<input type="checkbox"/> H4040	pushbutton 1P (NO) 10A 250V - name plate - backlit combined with LED - 2 mod

Items conform to BS EN 60 669-1

Item	SWITCHES 32A
<input type="checkbox"/> HD4011S <input type="checkbox"/> HC4011S <input type="checkbox"/> HS4011S	32A DP switch with led lamp and supporting frame
<input type="checkbox"/> HD4011SW <input type="checkbox"/> HC4011SW <input type="checkbox"/> HS4011SW	32A DP switch with led lamp and supporting frame - marked water heater

Item	SWITCHES 45A
<input type="checkbox"/> HD4019 <input type="checkbox"/> HC4019 <input type="checkbox"/> HS4019	45A switch with neon and supporting frame (to complete with HA4829... or HB4829... cover plates)

All items on this page conform to BS EN 60 669-1

Item	KNOB SELECTOR SWITCH
<input type="checkbox"/> HD4016 <input type="checkbox"/> HC4016 <input type="checkbox"/> HS4016	selector switch – rotary switch, 1 way – 4 positions for controlling air- conditioners, fans, etc. – 3A 250V a.c.

Item	JACK CONNECTOR
<input type="checkbox"/> HD4391 <input type="checkbox"/> HC4391 <input type="checkbox"/> HS4391	jack pre-setter with 2 closing contacts – 48V 10A (for plug, item 2124N)
<input type="checkbox"/> 2124N	plug/jack for item HD-HC-HS4391

BASIC CONTROL DEVICES



AXIAL PUSHBUTTONS WITH DIFFUSER

	Contacts	Colour of di user	Level voltage	Operating current
<input type="checkbox"/> HD4038R12 <input type="checkbox"/> HC4038R/12 <input type="checkbox"/> HS4038R/12	1 P (NO)	HD = white HC-HS = blue	12 Va.c.	10 A
<input type="checkbox"/> HD4038R24 <input type="checkbox"/> HC4038R/24 <input type="checkbox"/> HS4038R/24	1 P (NO)	HD = white HC-HS = blue	24 Va.c.	10 A
<input type="checkbox"/> HD4038R230 <input type="checkbox"/> HC4038R/230 <input type="checkbox"/> HS4038R/230	1 P (NO)	HD = white HC-HS = blue	230 Va.c. 127 Va.c.	10 A
<input type="checkbox"/> HD4038V12 <input type="checkbox"/> HC4038V/12 <input type="checkbox"/> HS4038V/12	1 P (NO)	HD = white HC-HS = blue	127 Va.c.	10 A
<input type="checkbox"/> HD4038V24 <input type="checkbox"/> HC4038V/24 <input type="checkbox"/> HS4038V/24	1 P (NO)	HD = white HC-HS = blue	24 Va.c.	10 A
<input type="checkbox"/> HD4038V230 <input type="checkbox"/> HC4038V/230 <input type="checkbox"/> HS4038V/230	1 P (NO)	HD = white HC-HS = blue	230 Va.c. 127 Va.c.	10 A

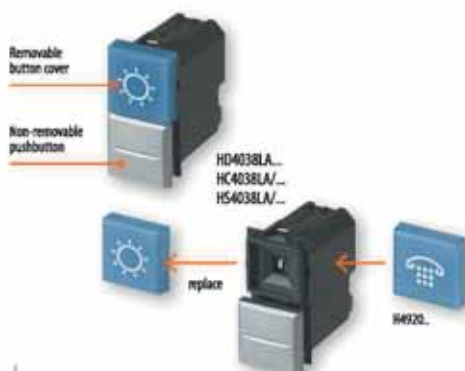
NOTE: devices with LED previously installed and wired items conform to BS EN 60 669-1

AXIAL PUSHBUTTONS WITH SYMBOL

	Contacts	Colour of di user	Level voltage	Operating current
<input type="checkbox"/> HD4038LA12 <input type="checkbox"/> HC4038LA/12 <input type="checkbox"/> HS4038LA/12	1 P (NO)	HD = white HC-HS = blue	12 Va.c.	10 A
<input type="checkbox"/> HD4038LA24 <input type="checkbox"/> HC4038LA/24 <input type="checkbox"/> HS4038LA/24	1 P (NO)	HD = white HC-HS = blue	24 Va.c.	10 A
<input type="checkbox"/> HD4038LA230 <input type="checkbox"/> HC4038LA/230 <input type="checkbox"/> HS4038LA/230	1 P (NO)	HD = white HC-HS = blue	230 Va.c.	10 A

NOTE: devices with LED previously installed and wired items conform to BS EN 60 669-1

SYMBOL LIGHT AXIAL PUSHBUTTON: replace the button cover with the Lamp symbol with the button cover with a symbol included in the catalogue to obtain a different signalling feature. Use a screwdriver to remove the button cover.



DIFFUSERS WITH SYMBOLS

	SYMBOL	White background version	Light blue background version
H4920BLA (white) H4920LA (blue)	lamp		
H4920BLB (white) H4920LB (blue)	staircase light		
H4920BLC (white) H4920LC (blue)	table light		
H4920BLD (white) H4920LD (blue)	bell		
H4920BLE (white) H4920LE (blue)	extractor fan		
H4920BLF (white) H4920LF (blue)	key		
H4920BLG (white) H4920LG (blue)	music		
H4920BLH (white) H4920LH (blue)	telephone		
H4920BLI (white) H4920LI (blue)	alarm		
H4920BLM (white) H4920LM (blue)	ON		
H4920BLN (white) H4920LN (blue)	OFF		
H4920BLP (white) H4920LP (blue)	delivery boy		
H4920BLQ (white) H4920LQ (blue)	nurse		
H4920BLR (white) H4920LR (blue)	service		
H4920BLZ (white) H4920LZ (blue)	without symbol		

NOTE: Diffusers with symbol for axial staircase light pushbutton, item HD-HC-HS4038LA/230/24/12

RELAYS



HD4331V230 HD4332V230



HC4331/230 HC4332/230



HS4331/230 HS4332/230





HD4330V230 HD4330V24 HD4330V12






HC4330/230 HC4330/24 HC4330/12



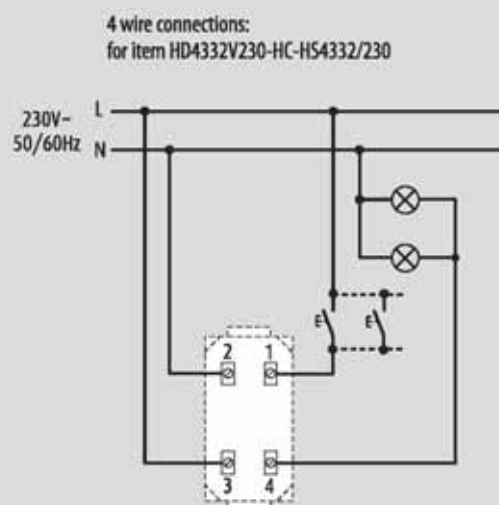
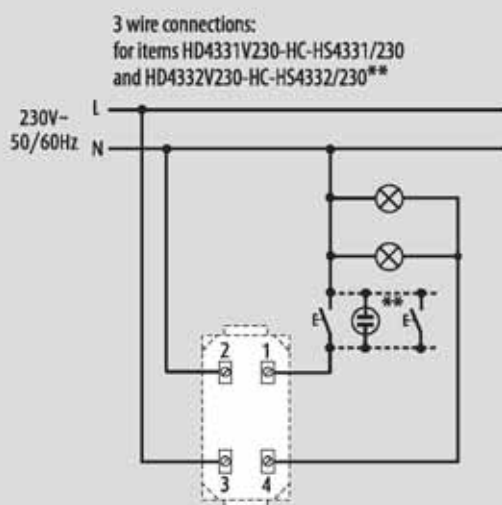
HS4330/230 HS4330/24 HS4330/12

Item	ELECTRONIC STEP RELAYS
<input type="checkbox"/> HD4331V230 <input type="checkbox"/> HC4331/230 <input type="checkbox"/> HS4331/230	 cyclic relay, switch 10AX 250V a.c. - 3 wires
<input type="checkbox"/> HD4332V230 <input type="checkbox"/> HC4332/230 <input type="checkbox"/> HS4332/230	 cyclic relay, switch 10AX 250V a.c. - 3/4 wires

NOTE: AX = current for both incandescence and fluorescent lamps. Items suggested with electronic axial switches. Items conform to BS EN 60 669-2-2

Item	MONOSTABLE RELAYS
<input type="checkbox"/> HD4330V230 <input type="checkbox"/> HC4330/230 <input type="checkbox"/> HS4330/230	 monostable relay with NO/NC contact 250V a.c. 10A (resistive) 4A (inductive coil power supply) 230V a.c.
<input type="checkbox"/> HD4330V24 <input type="checkbox"/> HC4330/24 <input type="checkbox"/> HS4330/24	 as above - coil power supply 24V a.c.
<input type="checkbox"/> HD4330V12 <input type="checkbox"/> HC4330/12 <input type="checkbox"/> HS4330/12	 as above - coil power supply 12V a.c.

ELECTRONIC STEP RELAY: ELECTRICAL CONNECTIONS



** Light bulb cannot be installed with item HD4332V230-HC-HS4332/230

ROCKERS WITH LIGHTABLE SYMBOL


		KEY COVERS WITH DIFFUSERS WITH BACKLIT SYMBOL	
		1 module	2 modules
Description		Item	Item
KEY COVER WITH LIGHT SYMBOL	<input type="checkbox"/>	HD4921LA	HD4921M2LA
	<input type="checkbox"/>	HC4921LA	HC4921/2LA
	<input type="checkbox"/>	HS4921LA	HS4921/2LA
KEY COVER WITH STAIRCASE LIGHT SYMBOL	<input type="checkbox"/>	HD4921LB	HD4921M2LB
	<input type="checkbox"/>	HC4921LB	HC4921/2LB
	<input type="checkbox"/>	HS4921LB	HS4921/2LB
KEY COVER WITH BELL SYMBOL	<input type="checkbox"/>	HD4921LD	HD4921M2LD
	<input type="checkbox"/>	HC4921LD	HC4921/2LD
	<input type="checkbox"/>	HS4921LD	HS4921/2LD
KEY COVER WITH KEY SYMBOLS	<input type="checkbox"/>	HD4921LF	HD4921M2LF
	<input type="checkbox"/>	HC4921LF	HC4921/2LF
	<input type="checkbox"/>	HS4921LF	HS4921/2LF
KEY COVER WITH DO NOT DISTURB SYMBOL	<input type="checkbox"/>	HD4921DD	
	<input type="checkbox"/>	HC4921DD	
	<input type="checkbox"/>	HS4921DD	
KEY COVER WITH MAKE THE ROOM SYMBOL	<input type="checkbox"/>	HD4921MR	
	<input type="checkbox"/>	HC4921MR	
	<input type="checkbox"/>	HS4921MR	
KEY COVER WITH BEDSIDE LIGHT SYMBOL	<input type="checkbox"/>	HD4921BL	HD4921M2BL
	<input type="checkbox"/>	HC4921BL	HC4921/2BL
	<input type="checkbox"/>	HS4921BL	HS4921/2BL

Note: these key covers may be used to replace the original ones supplied with the product

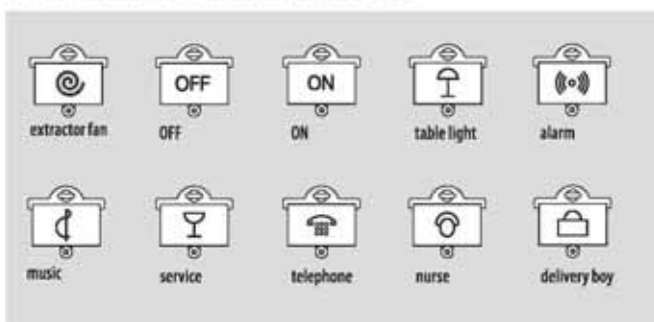


		UNIVERSAL CUSTOMISABLE KEY COVERS WITH DIFFUSERS	
		1 module	2 modules
Description		Item	Item
KIT CONSISTING OF 1 KEY COVER AND 10 DIFFUSERS	<input type="checkbox"/>	HD4921TU	HD4921M2TU
	<input type="checkbox"/>	HC4921TU	HC4921M2TU
	<input type="checkbox"/>	HS4921TU	HS4921M2TU

Note: these key covers may be used to replace the original ones supplied with the product



SET OF DIFFUSERS SUPPLIED WITH EACH NEUTRAL KEY COVER



DIMMER



HD4582


HD4408
HD4409
HD4410
HD4411


HC4402



HC4582


HC4408
HC4409
HC4410
HC4411

HS4408
HS4409
HS4410
HS4411


HS4402

Item	KNOB DIMMER
□ HD4402 ■ HC4402 ■ HS4402	knob dimmer with built-in two-way switch – 60-500 W resistive – TRIAC/IGBT technology – built-in fuse – 1 module

Item	PUSHBUTTON DIMMER
□ HD4408 ■ HC4408 ■ HS4408	300/600 W resistive/inductive pushbutton dimmer with electronic protection – 2 modules
□ HD4409 ■ HC4409 ■ HS4409	200/400 W resistive/inductive multi-load pushbutton dimmer with electronic protection – 2 modules
□ HD4410 ■ HC4410 ■ HS4410	300/600 VA 0 – 10 V output pushbutton dimmer with electronic protection – 2 modules
□ HD4582 ■ HC4582 ■ HS4582	touch dimmer 230 Va.c. /110-127 Va.c. resistive – for ferromagnetic transformer 800 W/230 Va.c. 400 W 127 Va.c.

Item	UNIVERSAL PUSHBUTTON DIMMER
□ HD4411 ■ HC4411 ■ HS4411	universal dimmer (resistive – inductive, capacitive, fluorescent compact and dimmer LEDs) – 150/200/400 W with electronic protection – 2 modules

Loads managed (transformer lamps)

Item	Type	Supply range	Standard supply	Incandescent and halogens	Halogens with ferromagnetic transformer	Halogens with electronic transformer	Dimmerable compact fluorescents	Dimmerable LED lamps	Fluorescents with 0-10 V ballast
HD4402 NT4402 HS4402	Resistive	230 Va.c. 50 Hz	230 Va.c.	60 - 500 W					
HD4408 HC4408 HS4408	Resistive Inductive	100 ÷ 240 Va.c. 50 ÷ 60 Hz	240 Va.c.	20 - 600 W 20-300 W	20 - 600 VA 20-300 VA				
HD4409 HC4409 HS4409	Multiload	100 ÷ 240 Va.c. 50 ÷ 60 Hz	240 Va.c. 100 Va.c.	20 - 400 W 20-200 W	20 - 400 VA 20 - 200 VA	20 - 400 VA 20 - 200 VA			
HD4410 HC4410 HS4410	0 - 10V	100 ÷ 240 Va.c. 50 ÷ 60 Hz	240 Va.c.						20 - 600 VA
HD4582 HC4582 HS4582	Resistive Inductive	100 ÷ 230 Va.c. 50 ÷ 60 Hz	230 Va.c. 110/127Va.c.	50-800 W 50-450 W	50 - 500 VA 50 - 300 VA				
HD4411 HC4411 HS4411	Universal	100 ÷ 240 Va.c. 50 ÷ 60 Hz	240 Va.c. 100 Va.c.	3 ÷ 400 W 3 ÷ 200 W	3 ÷ 400 VA 3 ÷ 200 VA	3 ÷ 400 VA 3 ÷ 200 VA	3 ÷ 150 VA 3 ÷ 75 VA	3 ÷ 150 VA 3 ÷ 75 VA	

NOTE: □ White colour device

■ Tech colour device

■ Anthracite colour device

○ Neutral item

AXOLITE

CATALOGUE

29



GREEN SWITCH



HD4433















HD4434

Item	GREEN SWITCH
<input type="checkbox"/> HD4433 <input checked="" type="checkbox"/> HC4433 <input checked="" type="checkbox"/> HS4433	 <p>Green Switch: switch with presence sensor, using a combination of passive infrared rays and ultrasounds, and brightness sensor. Manual switching on of the light using the front pushbutton, and automatic switching off based on brightness level and presence. Switch off delay and brightness sensor threshold adjustable using the one/two-way (BMSO4003 and BMSO4001) commissioning tools. 230 V a.c. power supply. - 2.1 to 8.5 A max relay output – 2 modules</p>
<input type="checkbox"/> HD4434 <input checked="" type="checkbox"/> HC4434 <input checked="" type="checkbox"/> HS4434	 <p>Green Switch: switch with passive infrared rays presence sensor, and brightness sensor. Manual switching on of the light using the front pushbutton, and automatic switching off based on brightness level and presence. Switch off delay and brightness sensor threshold adjustable using the potentiometer and the one/two-way (BMSO4003 and BMSO4001) commissioning tools. Power supply 230 Vac and 1.7 A max relay output – 2 modules.</p>

NOTE: for more information on commissioning tools BMSO4003 and BMSO4001 refer to the Lighting Management Catalogue

GREEN SWITCH - FEATURES



	HD4433 HC4433 HS4433	HD4434 HC4434 HS4434
	100 - 240 V~	
	50/60 Hz	
	2,5 mm ²	
Neutral connection	YES	NO
	-5°C / +45°C	
	300 lux	
	15 minuti	
	2000 W - 230 V~ 1000 W - 110 V~	40÷400 W - 230 V~ 20÷200 W - 110 V~
	1000 VA - 230 V~ - 4,3 A 500 VA - 110 V~	40÷400 VA - 230 V~ 20÷200 VA - 110 V~
	10 x (2x36 W) - 230 V~ 5 x (2x36 W) - 110 V~	
	500 VA - 230 V~ 250 VA - 110 V~	
	1000 VA - 230 V~ 500 VA - 110 V~	
	500 VA - 230 V~ 250 VA - 110 V~	

TEMPERATURE CONTROL





Item	CHRONOTHERMOSTAT
<input type="checkbox"/> HD4451 <input checked="" type="checkbox"/> HC4451 <input checked="" type="checkbox"/> HS4451	 daily/weekly electronic chronothermostat for heating and conditioning systems - backlit display - power supply with battery 2x1.5V - control possibility by a remote teleactivation and connection with an external temperature probe - output contact in exchange 1A - 3 modules

Items conform to BS EN 60 730




Item	ROOM THERMOSTAT
<input type="checkbox"/> HD4441 <input checked="" type="checkbox"/> HC4441 <input checked="" type="checkbox"/> HS4441	 electronic room thermostat - relay output with 1 switched contact 2A 250V a.c. - power 230V a.c. - 2 modules
<input type="checkbox"/> HD4442 <input checked="" type="checkbox"/> HC4442 <input checked="" type="checkbox"/> HS4442	 electronic room thermostat with inbuilt "summer/winter" changeover switch - relay output with contact C-NO 2A 250V a.c. - power 230V a.c. - 2 modules

Items conform to BS EN 60 730

Item	ACCESSORIES
<input type="radio"/> F462	 GSM telephone actuator - 4 DIN modules
<input type="radio"/> 3457	 external probe for items HD-HC-HS4451

ELECTRONIC CONTROL DEVICES



Item	PASSIVE INFRARED SWITCHES
<input type="checkbox"/> HD4431 <input checked="" type="checkbox"/> HC4431 <input checked="" type="checkbox"/> HS4431	 switch with passive IR movement detector - variable threshold twilight circuit with possibility to be excluded - timing circuit for switch-off delay, adjustable from 30 seconds to 10 minutes - relay output 2A, resistive/2A inductive - power supply 230V a.c. - 1 module
<input type="checkbox"/> HD4432 <input checked="" type="checkbox"/> HC4432 <input checked="" type="checkbox"/> HS4432	 switch with passive IR movement detector - variable threshold twilight circuit with possibility to be excluded - timing circuit for switch-off delay, adjustable from 30 seconds to 10 minutes can also be activated with external pushbuttons - relay output 6A resistive/2A inductive - with selector 0-A-I - power supply 230V a.c. - 2 modules
<input type="checkbox"/> HD4432V127 <input checked="" type="checkbox"/> HC4432/127 <input checked="" type="checkbox"/> HS4432/127	 as above - 127V a.c.

Items conform to BS EN 60 669-2-1

SOCKET OUTLETS

American and universal standard



Item	EURO-US STANDARD
<input type="checkbox"/> HD4125 <input checked="" type="checkbox"/> HC4125 <input checked="" type="checkbox"/> HS4125	 socket 2P 16A - 127/250V a.c. - shuttered contact tubes - Euro - American standard
<input type="checkbox"/> HD4126 <input checked="" type="checkbox"/> HC4126 <input checked="" type="checkbox"/> HS4126	 socket 2P+E 16A - 127/250V a.c. - shuttered contact tubes - Euro - American standard - 2 modules
<input type="checkbox"/> HD4185 <input checked="" type="checkbox"/> HC4185 <input checked="" type="checkbox"/> HS4185	 duplex socket 2P+E 15A 127/250V a.c. - shuttered contact tubes - Euro - American standard - 3 modules



Item	AMERICAN STANDARD
<input type="checkbox"/> HD4129S <input checked="" type="checkbox"/> HC4129S <input checked="" type="checkbox"/> HS4129S	 socket 2P+E 15A - 127/250V a.c. - unshuttered contact tubes

Item	SHAVER SOCKETS
<input type="checkbox"/> HD4177 <input checked="" type="checkbox"/> HC4177 <input checked="" type="checkbox"/> HS4177	 shaver socket with insulating transformer - input voltage 230V a.c. 50/60Hz - output voltage 115/230V a.c. 20VA - 3 modules

Item	MULTISTANDARD SOCKETS
<input type="checkbox"/> HD4139 <input checked="" type="checkbox"/> HC4139 <input checked="" type="checkbox"/> HS4139	 socket 2P+T 5/6/10/13A 250V a.c. and 127V a.c. - multistandard - 2 modules

USB CHARGERS



Item	USB CHARGER
<input type="checkbox"/> HD4285C <input checked="" type="checkbox"/> HC4285C <input checked="" type="checkbox"/> HS4285C	 5 Vdc USB socket to be used only for recharging electronic devices up to 750 mA like mobile phones, smartphones, tablets and similar - 230 Vac power supply
<input type="checkbox"/> HD4285C2 <input checked="" type="checkbox"/> HC4285C2 <input checked="" type="checkbox"/> HS4285C2	 5 Vdc USB socket for quick charge of one single electronic device (mobile phones, smartphones, tablets or similar) up to 1.550 mA or simultaneous charging of two devices up to 750 mA - 110÷230 Vac 50÷60 Hz power supply

TV, FM AND SAT SOCKETS



Item	SCREENED TV + SAT
<input type="checkbox"/> HD4202D <input checked="" type="checkbox"/> HC4202D <input checked="" type="checkbox"/> HS4202D	Screened TV + SAT jacks in die-cast housing with current flow shunted coaxial jack - Ø 9.5mm - male jack
<input type="checkbox"/> HD4202P <input checked="" type="checkbox"/> HC4202P <input checked="" type="checkbox"/> HS4202P	as above, pass-through jack
<input type="checkbox"/> HD4202PT <input checked="" type="checkbox"/> HC4202PT <input checked="" type="checkbox"/> HS4202PT	as above, pass-through jack - with built-in 75Ω impedance adapter

Item	SCREENED TV
<input type="checkbox"/> HD4202DC <input checked="" type="checkbox"/> HC4202DC <input checked="" type="checkbox"/> HS4202DC	Screened TV jacks in die-cast housing without current flow shunted coaxial jack - Ø 9.5mm - male jack

Item	TV JACKS TYPE F
<input type="checkbox"/> HD4269F <input checked="" type="checkbox"/> HC4269F <input checked="" type="checkbox"/> HS4269F	TV coaxial connector type F – impedance 75Ω – screw fastening

Item	DEMIXED TV-SAT
<input type="checkbox"/> HD4214D <input checked="" type="checkbox"/> HC4214D <input checked="" type="checkbox"/> HS4214D	screened demixed TV-SAT jack in die cast in die cast housing with current flow

Item	FEMALE TV PRESET
<input type="checkbox"/> HD4201D <input checked="" type="checkbox"/> HC4201D <input checked="" type="checkbox"/> HS4201D	shunted TV coaxial - Ø 9.5 mm

Item	SCREENED TV + RD + SAT
<input type="checkbox"/> HD4210D <input checked="" type="checkbox"/> HC4210D <input checked="" type="checkbox"/> HS4210D	screened TV + RD + SAT jacks in die-cast housing with current flow

Item	SCREENED TV + RD
<input type="checkbox"/> HD4211D <input checked="" type="checkbox"/> HC4211D <input checked="" type="checkbox"/> HS4211D	double coaxial shunted jack for TV and FM-LMC reception - Ø 9.5mm - Belgium
<input type="checkbox"/> HD4213D <input checked="" type="checkbox"/> HC4213D <input checked="" type="checkbox"/> HS4213D	double coaxial shunted jack for TV and FM-LMC reception - Ø 9.5mm - France

Item	FRONT COVERS
<input type="checkbox"/> HD4204 <input checked="" type="checkbox"/> HC4204 <input checked="" type="checkbox"/> HS4204	front cover for TV+FM socket
<input type="checkbox"/> HD4207 <input checked="" type="checkbox"/> HC4207 <input checked="" type="checkbox"/> HS4207	front cover for TV+FM+SAT socket
<input type="checkbox"/> HD4212 <input checked="" type="checkbox"/> HC4212 <input checked="" type="checkbox"/> HS4212	front cover for TV/FM+SAT socket

Item	PLUG
<input type="radio"/> S2133	Plugs, mobile TV jacks and terminal resistance Mobile TV plug and jack - Ø 9.5 mm - white - for TV + SAT jacks and N/NT4206D
<input type="radio"/> 75RTN	Terminal resistance for line closing 75Ω impedance in installations with cascade connection - to be added to the last pass-through jack

DATA CONNECTORS



HD4279C6A
HD4279C6
HD4279C6S



HD4258C11D
HD4258C12D



HD4268SC



HD4268ST



HC4279C6A
HC4279C6
HC4279C6S



HC4258/11N



HC4262/12



HC4238M
HC4238S



HS4279C6A
HS4279C6
HS4279C6S



HS4258/11D
HS4258/12D








HS4238M
HS4238S







HS4268ST

Item

CONNECTORS RJ45

	Type of connector	Cat.	Type of connection
<input type="checkbox"/> HD4279C6A <input type="checkbox"/> HC4279C6A <input checked="" type="checkbox"/> HS4279C6A		6A STP	toolless IDC
<input type="checkbox"/> HD4279C6 <input type="checkbox"/> HC4279C6 <input checked="" type="checkbox"/> HS4279C6		6 UTP	toolless IDC
<input type="checkbox"/> HD4279C6S <input type="checkbox"/> HC4279C6S <input checked="" type="checkbox"/> HS4279C6S		6 STP	toolless IDC
<input type="checkbox"/> HD4262C6 <input type="checkbox"/> HC4262C6 <input checked="" type="checkbox"/> HS4262C6		6 UTP	110 IDC
<input type="checkbox"/> HD4262C6S <input type="checkbox"/> HC4262C6S <input checked="" type="checkbox"/> HS4262C6S		6 STP	110 IDC

CONNECTORS RJ11 - RJ12

	Type of connector	Cat.	Type of connection
<input type="checkbox"/> HD4258C11N <input type="checkbox"/> HC4258/11N <input checked="" type="checkbox"/> HS4258/11N		3	K10
<input type="checkbox"/> HD4258C11D <input type="checkbox"/> HC4258/11D <input checked="" type="checkbox"/> HS4258/11D		3	K10
<input type="checkbox"/> HD4258C12D <input type="checkbox"/> HC4258/12D <input checked="" type="checkbox"/> HS4258/12D		3	K10
<input type="checkbox"/> HD4262C12 <input type="checkbox"/> HC4262/12 <input checked="" type="checkbox"/> HS4262/12		3	AMP Barrel




Item

TELEPHONE SOCKET MODULES

<input type="checkbox"/> HD4238M <input type="checkbox"/> HC4238M <input checked="" type="checkbox"/> HS4238M		master telephone socket
<input type="checkbox"/> HD4238S <input type="checkbox"/> HC4238S <input checked="" type="checkbox"/> HS4238S		secondary telephone socket

Items conform to BS 6312

OPTICAL FIBER SOCKETS

<input type="checkbox"/> HD4268SC <input type="checkbox"/> HC4268SC <input checked="" type="checkbox"/> HS4268SC		coupling jack for optical fiber - SC cable socket - duplex
<input type="checkbox"/> HD4268ST <input type="checkbox"/> HC4268ST <input checked="" type="checkbox"/> HS4268ST		coupling jack for optical fiber - ST cable socket - duplex
<input type="checkbox"/> HD4268LC <input type="checkbox"/> HC4268LC <input checked="" type="checkbox"/> HS4268LC		coupling jack for optical fiber - LC cable socket - duplex

Items supplied on demand, to order consult the BTicino staff

AUDIO-VIDEO AND OTHER SOCKETS



Item	NEW AUDIO-VIDEO SOCKETS
<input type="checkbox"/> HD4280 <input checked="" type="checkbox"/> HC4280 <input checked="" type="checkbox"/> HS4280	audio socket - jack 3.5
<input type="checkbox"/> HD4281 <input checked="" type="checkbox"/> HC4281 <input checked="" type="checkbox"/> HS4281	audio socket - RCA x 2
<input type="checkbox"/> HD4294 <input checked="" type="checkbox"/> HC4294 <input checked="" type="checkbox"/> HS4294	connector for home cinema loudspeakers
<input type="checkbox"/> HD4292 <input checked="" type="checkbox"/> HC4292 <input checked="" type="checkbox"/> HS4292	5 pole DIN connector for hi-fi and similar devices - to weld
<input type="checkbox"/> HD4282 <input checked="" type="checkbox"/> HC4282 <input checked="" type="checkbox"/> HS4282	video socket - HD15
<input type="checkbox"/> HD4283 <input checked="" type="checkbox"/> HC4283 <input checked="" type="checkbox"/> HS4283	RCA x 3

Item	OTHER SOCKETS
<input type="checkbox"/> HD4291 <input checked="" type="checkbox"/> HC4291 <input checked="" type="checkbox"/> HS4291	mini socket 2P - contact tubes ø 3mm - center line of holes 13 mm - for auxiliary and similar circuits - 6A 24V SELV - terminal connection for plug 2120
<input type="checkbox"/> HD4293 <input checked="" type="checkbox"/> HC4293 <input checked="" type="checkbox"/> HS4293	2 pole DIN connector - to weld
<input type="checkbox"/> HD4284 <input checked="" type="checkbox"/> HC4284 <input checked="" type="checkbox"/> HS4284	HDMI socket
<input type="checkbox"/> HD4285 <input checked="" type="checkbox"/> HC4285 <input checked="" type="checkbox"/> HS4285	USB socket - not powered

AUDIBLE AND OPTICAL SIGNALLING DEVICES



Item	BELLS
<input type="checkbox"/> HD4351V12 <input checked="" type="checkbox"/> HC4351/12 <input checked="" type="checkbox"/> HS4351/12	bronze bell 12V a.c. - 5VA - 80dB
<input type="checkbox"/> HD4351V230 <input checked="" type="checkbox"/> HC4351/230 <input checked="" type="checkbox"/> HS4351/230	bronze bell 230V a.c. - 12VA - 80dB
<input type="checkbox"/> HD4351V127 <input checked="" type="checkbox"/> HC4351/127 <input checked="" type="checkbox"/> HS4351/127	bronze bell 127V a.c. - 12VA - 80dB
<input type="checkbox"/> HD4355V12 <input checked="" type="checkbox"/> HC4355/12 <input checked="" type="checkbox"/> HS4355/12	electronic bell - 3 different sounds - with volume adjustment front - power supply 12V a.c. - d.c. - 2 modules

Item conform to BS EN 62 080

Item	BUZZERS
<input type="checkbox"/> HD4356V12 <input checked="" type="checkbox"/> HC4356/12 <input checked="" type="checkbox"/> HS4356/12	buzzer 12V a.c. - 5VA - 80dB
<input type="checkbox"/> HD4356V230 <input checked="" type="checkbox"/> HC4356/230 <input checked="" type="checkbox"/> HS4356/230	buzzer 230V a.c. - 12VA - 80dB
<input type="checkbox"/> HD4356V127 <input checked="" type="checkbox"/> HC4356/127 <input checked="" type="checkbox"/> HS4356/127	buzzer 127V a.c. - 12VA - 80dB

Item conform to BS EN 62 080

Item	RECHARGEABLE TORCH
<input type="checkbox"/> HD4380 <input checked="" type="checkbox"/> HC4380 <input checked="" type="checkbox"/> HS4380	pull-out emergency torch with automatic switch-on device - complete with charger base - white-lighted LED with high luminous efficiency - Ni-MH type interchangeable batteries without "memory" effect - 2 h life - low stand-by consumption: 0.4W - power supply 230V a.c. - 2 modules
<input type="checkbox"/> L4380/B	spare battery for rechargeable torches

Items conform to BS EN 62 080

Item	STEP MARKER LAMPS
<input type="checkbox"/> H4382V12V24	step marker lamp with white-lighted LED - 12/24V a.c. - absorption 0.5 W
<input type="checkbox"/> H4382/230	step marker lamp with white-lighted LED - 230V a.c. and 127V a.c. - absorption 0.5 W

Items conform to BS EN 62 094-1

AUDIBLE AND OPTICAL SIGNALLING DEVICES



H4371B/12
H4371B/24
H4371B/230



H4371T/12
H4371T/24
H4371T/230



H4371R/12
H4371R/24
H4371R/230



H4371V/12
H4371V/24
H4371V/230



H4372RT/12
H4372RT/24
H4372RT/230



H4372RV/12
H4372RV/24
H4372RV/230



H4384X1 - H4384X3



H4386X1 - H4386X3



L4784/1



L4784/3 - L4786/1 - L4786/3

Item	PILOT LAMPS WITH INTEGRATED LED					
	No. of diffusers	Colours of diffusers	Power supply	Current voltage	Power	
<input type="radio"/> H4371B/12	1	blue	12V a.c.	26mA	300mW	
<input type="radio"/> H4371B/24	1	blue	24V a.c.	27mA	700mW	
<input type="radio"/> H4371B/230	1	blue	127 and 230V a.c.	21mA	500mW	
<input type="radio"/> H4371T/12	1	transp.	12V a.c.	26mA	300mW	
<input type="radio"/> H4371T/24	1	transp.	24V a.c.	27mA	700mW	
<input type="radio"/> H4371T/230	1	transp.	127 and 230V a.c.	21mA	500mW	
<input type="radio"/> H4371R/12	1	red	12V a.c.	26mA	300mW	
<input type="radio"/> H4371R/24	1	red	24V a.c.	27mA	700mW	
<input type="radio"/> H4371R/230	1	red	127 and 230V a.c.	21mA	500mW	
<input type="radio"/> H4371V/12	1	green	12V a.c.	26mA	300mW	
<input type="radio"/> H4371V/24	1	green	24V a.c.	27mA	700mW	
<input type="radio"/> H4371V/230	1	green	127 and 230V a.c.	21mA	500mW	
<input type="radio"/> H4372RT/12	2	red + transp.	12V a.c.	26mA	300mW	
<input type="radio"/> H4372RT/24	2	red + transp.	24V a.c.	27mA	700mW	
<input type="radio"/> H4372RT/230	2	red + transp.	127 and 230V a.c.	21mA	500mW	
<input type="radio"/> H4372RV/12	2	red + green	12V a.c.	26mA	300mW	
<input type="radio"/> H4372RV/24	2	red + green	24V a.c.	27mA	700mW	
<input type="radio"/> H4372RV/230	2	red + green	127 and 230V a.c.	21mA	500mW	

Items conform to BS EN 62 094-1

Item	EMERGENCY LIGHTS	
<input type="radio"/> H4384X1		emergency light that illuminates automatically upon power failure - LED indicating mains status - local disactivating pushbutton - possible distant exclusion through switch - replaceable rechargeable Ni-Cd battery - 1 hour duration - power supply 230 Vac, 60 Hz - 1 W lamp - 4 modules - 50 and 60 Hz
<input type="radio"/> H4384X3		as above - 3 hour duration
<input type="radio"/> H4386X1		as above - 1 hour duration - 1.3 W - 6 modules
<input type="radio"/> H4386X3		as above - 3 hour duration

SPARE BATTERY	
<input type="radio"/> L4784/1	spare battery for Item H4384X1
<input type="radio"/> L4784/3	spare battery for Item H4384X3
<input type="radio"/> L4786/1	spare battery for Item H4386X1
<input type="radio"/> L4786/3	spare battery for Item H4386X3

ELECTRICAL SAFETY DEVICES



HD4301A6
HD4301A10
HD4301A16

HD4305A6
HD4305A10
HD4305A16

HC4321

HC4305/6
HC4305/10
HC4305/16

HS4322

HS4536



HD4511V12

HD4512V12

HC4520

HC4541



HS4512/12

HS4541



F91/12E



L4525/12N0

Item	CIRCUIT BREAKERS
	Automatic thermal magnetic circuit breakers
<input type="checkbox"/> HD4301A6 <input checked="" type="checkbox"/> HC4301/6 <input checked="" type="checkbox"/> HS4301/6	2 pole automatic thermal magnetic with 1 protected pole indicator of open/closed contacts - breaking capacity 1500 A 127/230 Va.c.
<input type="checkbox"/> HD4301A10 <input checked="" type="checkbox"/> HC4301/10 <input checked="" type="checkbox"/> HS4301/10	circuit breaker as above - 10 A - breaking capacity 3000 A 127/230 Va.c.
<input type="checkbox"/> HD4301A16 <input checked="" type="checkbox"/> HC4301/16 <input checked="" type="checkbox"/> HS4301/16	circuit breaker as above - 16A - breaking capacity 3000 A 127/230Va.c.

Items conform to BS EN 60 898

	"SALVAVITA"
	Residual current thermal magnetic automatic circuit breakers
<input type="checkbox"/> HD4305A6 <input checked="" type="checkbox"/> HC4305/6 <input checked="" type="checkbox"/> HS4305/6	"Salvavita" double pole RCBO type A with 1 protected pole I _{Δn} 10 mA - 6A 127/230 Va.c. - indicator of open/closed contacts - test pushbutton - breaking capacity 1500 A 127/230 Va.c. - 2 modules
<input type="checkbox"/> HD4305A10 <input checked="" type="checkbox"/> HC4305/10 <input checked="" type="checkbox"/> HS4305/10	"Salvavita" as above - 10A - breaking capacity 3000 A 127/230 Va.c.
<input type="checkbox"/> HD4305A16 <input checked="" type="checkbox"/> HC4305/16 <input checked="" type="checkbox"/> HS4305/16	"Salvavita" as above - 16A - breaking capacity 3000 A 127/230 Va.c.

	FUSE CARRIER
<input type="checkbox"/> HD4321 <input checked="" type="checkbox"/> HC4321 <input checked="" type="checkbox"/> HS4321	fuse carrier for fuses 5x20 and 6.3x32 - max. 10A 250Va.c.
<input type="checkbox"/> HD4322 <input checked="" type="checkbox"/> HC4322 <input checked="" type="checkbox"/> HS4322	fuse carrier for T fuses - max. 16A 250Va.c.

	CURRENT DISCHARGER
<input type="checkbox"/> HD4536 <input checked="" type="checkbox"/> HC4536 <input checked="" type="checkbox"/> HS4536	1P Overvoltage discharger to be combined with the users mains socket rated discharge voltage I _n =1kA - max. current I _{max} =2kA - max. protection voltage U _p =1kV - rated voltage U _n =110-230Va.c. - max. permanent voltage U _c =250Va.c.

Item	GAS DETECTORS
<input type="checkbox"/> HD4511V12 <input checked="" type="checkbox"/> HC4511/12 <input checked="" type="checkbox"/> HS4511/12	methane gas detector with optical and audible alarm (85dB) - internal self-diagnosis - prearranged for the control of signal repeaters - power supply 12Va.c./d.c. - 2 modules
<input type="checkbox"/> HD4512V12 <input checked="" type="checkbox"/> HC4512/12 <input checked="" type="checkbox"/> HS4512/12	LPG detector with optical and audible alarm (85dB) - internal self-diagnosis - prearranged for the control of signal repeaters - power supply 12Va.c./d.c. - 2 modules

	SIGNAL REPEATER
<input type="checkbox"/> HD4520 <input checked="" type="checkbox"/> HC4520 <input checked="" type="checkbox"/> HS4520	signal repeater for gas detectors - optical/audible alarm - relay output with 1 switching contact 6A resistive 2A inductive - 2 modules

	TRANSFORMER
<input type="checkbox"/> HD4541 <input checked="" type="checkbox"/> HC4541 <input checked="" type="checkbox"/> HS4541	safety transformer - input 230 Va.c. - 50/60 Hz - output 12 Va.c. - 4 VA - 2 modules

	DIN TRANSFORMER
<input type="radio"/> F91/12E	safety transformer - input 230Va.c. - 50/60Hz - output 12Va.c. - 6VA - housing for DIN rail - 3 modules

	SOLENOID VALVE
<input type="radio"/> L4525/12N0	NO gas solenoid valve - manual reset - power supply 12V 50Hz - power 3VA - consumption in non-working condition: 0 - max. pressure 500 mbar - IP65 protection degree - working temperature -15+60°C - 3/4" threaded caps and 1/2" reductions supplied

NOTE: good operations is only guaranteed with power supply item HC/HS4541 and F91/12E

LED LAMPS







Item	LED LAMP FOR BACKLIGHT
○ H4743B/230	 Blue LED lamp – 230V a.c. - 2.5mA - 0.3W
○ H4743B/127	 LED as above - 127V a.c.
○ 11255	 LED lamp - 230V a.c.
○ 11256	 LED lamp for item HD-HC-HS4183

TABLE OF DEVICES BACKLIGHTABLE WITH LED ITEM 11255

BS Switch socket outlets

HD4151 - HC4151 - HS4151

HD4151 - HC4152 - HS4152

HD4151 - HC4153 - HS4153



TABLE OF DEVICES BACKLIGHTABLE WITH LED ITEM H4743B/230 AND H4743B/127

Switches	Two-way switches	Intermediate switches	Pushbuttons	Sockets with screw terminals	Sockets with screwless terminals
HD4001 - HD4001M2	HD4003 - HD4003M2	HD4004 - HD4004M2	HD4005 - HD4005M2	HD4140	HD4140W
HC4001 - HC4001/2	HC4003 - HC4003/2	HC4004 - HC4004/2	HC4005 - HC4005/2	HC4140	HC4140W
HS4001 - HS4001/2	HS4003 - HS4003/2	HS4004 - HS4004/2	HS4005 - HS4005/2	HS4140	HS4140W
HZ4001 - HZ4001M2	HZ4003 - HZ4003M2	HZ4004 - HZ4004M2	HZ4005 - HZ4005M2	HD4140A16	HD4140A16W
HX4001 - HX4001/2	HX4003 - HX4003/2	HX4004 - HX4004/2	HX4005 - HX4005/2	HC4140/16	HC4140/16W
HY4001 - HY4001/2	HY4003 - HY4003/2	HY4004 - HY4004/2	HY4005 - HY4005/2	HS4140/16	HS4140/16W
HD4051 - HD4051M2	HD4053 - HD4053M2	HD4054 - HD4054M2	HD4055 - HD4055M2	HD4141	HD4141W
HC4051 - HC4051/2	HC4053 - HC4053/2	HC4054 - HC4054/2	HC4055 - HC4055/2	HC4141	HC4141W
HS4051 - HS4051/2	HS4053 - HS4053/2	HS4054 - HS4054/2	HS4055 - HS4055/2	HS4141	HS4141W
HD4001A - HD4001M2A	HD4003A - HD4003M2A		HD4005A - HD4005M2A	H4140R	H4140RW
HC4001A - HC4001M2A	HC4003A - HC4003M2A		HC4005A - HC4005M2A	H4140R	H4140RW
HS4001A - HS4001M2A	HS4003A - HS4003M2A		HS4005A - HS4005M2A	H4140/16R	H4140/16RW
HD4051A - HD4051M2A	HD4053A - HD4053M2A		HD4055A - HD4055M2A	HD4141R	HD4141PW
HC4051A - HC4051M2A	HC4053A - HC4053M2A		HC4055A - HC4055M2A	H4141R	HC4141PW
HS4051A - HS4051M2A	HS4053A - HS4053M2A		HS4055A - HS4055M2A	HD4142AN	HS4141PW
				HC4142AN	H4141RW
				HS4142AN	
				H4142R	

NOTE: see previous pages for LED insertion details

ACCESSORIES



S03CG

S03EV

S03DE

S03ED



PBD68

Tooth cutter

NOTE: PBD68 is an accessory used with the hollow milling cutter, diameter 68 mm, for the installation of BTicino boxes for plasterboard PBS... This disk creates a reduction which allows the box to be flush-mounted with the wall.

Item	ACCESSORY FOR HOLLOW MILLING CUTTER
○ PBD68	disk-type cutter for the installation of boxes in plasterboard



box extension

Item	BOX EXTENSION
○ S03ESE	adapter, for increasing the depth of S03E flush mounted boxes
○ S04ESE	adapter, for increasing the depth of S04E flush mounted boxes
○ S06LSE	adapter, for increasing the depth of S06L flush mounted boxes
○ S06ESE	adapter, for increasing the depth of S06E flush mounted boxes

These adapters may be used when installing the box. They make wiring easier in case of several cables inside the same box, or for particularly deep devices.


FLUSH-MOUNTING BOX ACCESSORIES

○ S03CG	protecting cover for flush-mounting box Item S03E - can be used during finishing plastering works
○ S03EV	Internal divider - material: resin - for boxes Item S03E new design
○ S03DE	Internal divider - material: resin - for boxes Item S04E
○ S03EC	finishing cover for item S03E flush mounted box - to be sealed when using it as junction box - it can be painted
○ S03ED	horizontal and vertical coupler for box Item S03E - S04E - S06E - S06L
○ S04EC	cover as above for boxes item S04E
○ S06EC	cover as above for boxes item S06E
○ S00/02	pair of 30 mm screws for the installation of the supports on boxes fitted below the wall plaster line

BLANK PLATES



Item	BLANK PLATES
□ HD4949 ■ HC4949 ■ HS4949	1/2 module blank plate
□ HD4950 ■ HC4950 ■ HS4950	1 module blank plate
□ HD4951 ■ HC4951 ■ HS4951	2 modules blank plate
□ HD4953 ■ HC4953 ■ HS4953	standard output with hole, diameter 9 mm
□ HD4954 ■ HC4954 ■ HS4954	standard output diam. 9 mm with 2 terminals for small junctions





Contents

41-59

AXOLUTE MyHOME

Control	41
Wire automation	43
Burglar alarm	50
Temperature control	55
Common accessories	56

60-64

AXOLUTE hotel offer and Video door entry

Hotel offer range	60
Video door entry	62
AXOLUTE Outdoor	63

NOTE: the new codes are shown in **orange** in the catalogue.

MyHOME - BUS SCS

Integration and control



MH4892



H4890



F422







F429



HD4891


Item	LOCAL DISPLAY
<input type="checkbox"/> HD4891	 1.2" OLED Touch Screen for the simultaneous management of max. 4 functions: Sound System, Temperature Control, Consumption Display, Load management, Scenarios - 2 modules
<input type="checkbox"/> HC4891	
<input type="checkbox"/> HS4891	

Item	TOUCH SCREEN
<input type="radio"/> H4890 	 3.5" colour Touch Screen for the management of the following functions: Automation, Lighting, Burglar Alarm, Temperature Control, Sound System, Scenarios, Load Management and Consumption Display. USB front connector for configuration. Device preset for programming with Open Web Net protocol language
<input type="radio"/> HW4890 	


Item	TOUCH SCREEN IP ADAPTER
<input type="radio"/> 3496	 accessory to be used with TOUCH SCREEN - it can be used for playing audio tracks stored on the PC, on the server, as well as any IP radio content (e.g. radio), through the loudspeakers of the Sound system - to be installed on the back of TOUCH SCREEN units


Item	MHVISUAL SOFTWARE
<input type="radio"/> MHVISUAL	control and management software of the lighting functions, Automation, Burglar alarm, Temperature control, Sound system, Scenarios, Energy management and Video surveillance system

Item	MyHOME_SCREEN 10
<input type="checkbox"/> MH4893 <input checked="" type="checkbox"/> MH4892 	 Touch Screen with 16:9 10" LCD screen and new graphic interface: - management of MyHOME and Video door entry system functions - navigation by rooms - Management of Multimedia contents (Ethernet, USB, SD Card) and Web Browser - management of customised profiles - possibility of customising background images wall mounted installation with 506E flush mounted box. Available in white and in black. No need for additional surround plate

Item	SCS-SCS INTERFACE
<input type="radio"/> F422	 Interface between SCS BUS based systems, dedicated to different functions - 2 lowered DIN modules

Item	INTERFACE FOR DIFFERENT SYSTEMS
<input type="radio"/> F426	 SCS/EIB interface - for the control of EIB systems in MyHOME applications - 2 DIN modules

Item	SCS/DALI INTERFACE
<input type="radio"/> F429	 DALI dimmer, 8 independent outputs with 230 Vac 16 ballasts maximum load, direct load control device, 6 DIN modules

Item	GATEWAY OPEN-BACNET
<input type="radio"/> F450	 Using the 3.5" touch screen, the interface may be used for controlling HVAC systems through the BAC protocol (heating, ventilation, and air conditioning systems) - 6 DIN modules



The MyHOME system can also be controlled by iPad devices thanks to BTicino MyHOME, the official BTicino application which can be downloaded from iTunes, in the "Free" version as well.



: devices with Open Web Net communication protocol for the development of integration applications.

NOTE: ☐ White colour device ☒ Tech colour device ☒ Anthracite colour device ☐ Neutral item

AXOLITE

CATALOGUE

41

MyHOME - BUS SCS

Integration and control



MH202




3486






C9451





F455



Item	SCENARIO MODULE
○ F420	 <p>device enabling to save 16 scenarios for Automation, Sound system, Temperature control and Video door entry applications - 2 DIN modules</p>

Item	SCENARIO PROGRAMMER
○ MH202 	 <p>device for the execution of scenarios programmed using MyHome Suite. The scenario may be combined with times and dates, manual activations, events managed through AUX channels, or generated by the automation, temperature control and burglar-alarm 6 DIN modules</p>

Item	BASIC GATEWAY
○ F455 	 <p>For the remote control of the system using the MyHome portal, or using apps for android and ios devices (smartphone and tablet). The device can operate as a gateway for the use of the MHVisual and MyHome Suite software 1 DIN modules.</p>

Item	CENTRAL UNIT WITH TELEPHONE DIALLING DEVICE
○ 3485*	 <p>POLYX ALARM central unit with system self-learning function, and display of the configuration on the screen. Controlled using the transponder and the keypad. Managing up to 72 zones and max. 8 areas. Possibility to set up to 16 user scenarios. Fitted with PSTN telephone dialling device for alarm forwarding. Programmed using the TiSecurity POLYX application. Wall mounted using the metal bracket supplied as standard. Battery powered, using battery item 3506, supplied as standard</p>
○ 3486*	 <p>central unit with system self-learning function, and display of the configuration on the screen. Controlled using IR remote control, the transponder and the keypad. Managing up to 72 zones and max. 8 areas. Possibility to set up to 16 user scenarios. Fitted with PSTN telephone dialling device and integrated GSM for alarm forwarding. Programmed using the TiSecurity GSM application. Wall mounted using the metal bracket supplied as standard or flush-mounted in MULTIBOX boxes. Power supply with battery item 3507/6.</p>

Item	GSM TELEPHONE ACTUATOR
○ F462	 <p>GSM telephone actuator for the enabling/disabling of loads via SMS. It provides interaction with BTicino timer thermostats, item L/N/NT4450, and the possibility of managing 2 alarm inputs - 4 DIN modules</p>

Item	SWITCH
○ F551	 <p>10/100 Mbs switch - 5 ports for the distribution of 1 LAN line to 4 lines. Possibility of adding several switches for arranging several lines - Power supply using item F552 power supply unit - 4 DIN modules</p>
○ C9451	 <p>reduced size switch (29x98x171 - HxDxL), with 9 RJ45 ports. Automatic detection of the T base 10/100Mbit/s operating speed. Possibility of connecting up to 8 PCs - 12 Vdc with power supply included</p>



: devices with Open Web Net communication protocol for the development of integration applications.

(*): devices with level 2 IMQ certification according to CEI79-2.

MyHOME Automation



H4651M2



H4652/2



H4652/3



H4652



HD4653M2



HD4653M3



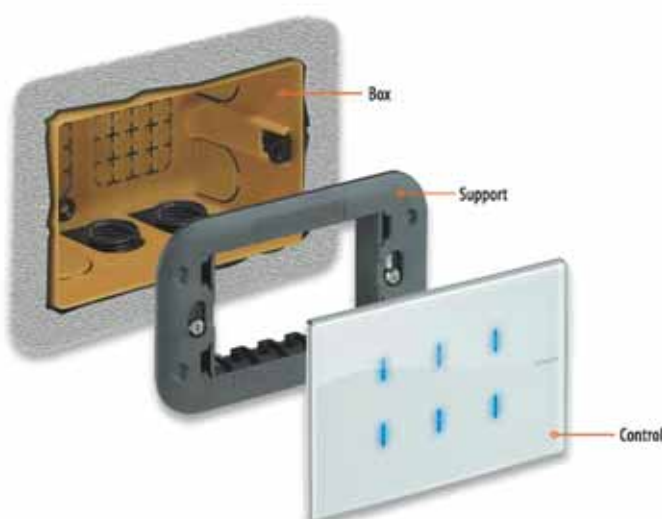
HD4657M3

Item	CONTROL FOR SPECIAL FUNCTIONS	
<input type="radio"/> H4651M2		special control – allows to control an actuator by executing all standard functions plus several special functions: activation of 4 scenarios saved in the F420 module, timing operations, activation of an actuator installed on a different bus, selection of the dimmer setting fixed level and soft-start & soft-stop speed, sound system, lock switching-on control, call to the floor and staircase light switching-on control, management of auxiliary channels. To be integrated with 1 or 2-module, one or two-function key covers - 2 modules
<input type="radio"/> H4652		control with 8 KEYS for control light, automation, sound system, scenario control SCS-bus connection - dimensions: 2 DIN modules

CONTROL FOR SINGLE AND DOUBLE LOADS		
<input type="radio"/> H4652/2		control which can operate a single actuator for single or double loads or two actuators for single loads or independent double loads – to be completed with one 2-module key cover for controls with one or two functions or two 1-module key covers with one or two functions - 2 modules
<input type="radio"/> H4652/3		control which can operate three actuators for single loads or independent double loads – to be completed with three 1-module key covers for controls with one or two functions- 3 modules

Digital glass control installation

Box	Support	Control
S03E	H4703	HD4657M3 HC4657M3 HS4657M3
S04E	H4704	HD4657M4 HC4657M4 HS4657M4



Item	ROLLING SHUTTER CONTROL	
<input type="radio"/> H4660M2		2 module flush mounted control with reduced thickness with 3 pushbuttons, only suitable for operation with advanced actuators H4661M2 and F401, specific for the management of rolling shutters. In addition to monostable and bistable UP/DOWN operation, the device also places the rolling shutter in a stored (PRESET) position

SOFT TOUCH CONTROLS		
<input type="checkbox"/> HD4653M2 <input type="checkbox"/> HC4653/2 <input type="checkbox"/> HS4653/2		touch control for the activation and/or adjustment of one single actuator, or of a scenario saved in the scenario module, item F420 – adjustable LED intensity – 2 modules
<input type="checkbox"/> HD4653M3 <input type="checkbox"/> HC4653/3 <input type="checkbox"/> HS4653/3		touch control for the activation and/or adjustment of one single actuator, or of a scenario saved in the scenario module, item F420 – adjustable LED intensity – 3 modules

DIGITAL GLASS CONTROLS	
MyHOME control for the control of single loads or load groups (e.g. lights and shutters), sound system, basic audio door entry functions (e.g. gate opening). The configuration can be completed in two separate ways: physical (connecting the physical configurators to their sockets), or virtual (the control can be configured remotely). It is fitted with capacitive touch keys that can be identified using adjustable intensity LEDs.	

WHITE GLASS		
<input type="checkbox"/> HD4657M3		6 key control – 3 module size
<input type="checkbox"/> HD4657M4		8 key control – 4 module size
WHITE		
<input type="checkbox"/> HC4657M3		6 key control – 3 module size
<input type="checkbox"/> HC4657M4		8 key control – 4 module size
NIGHTER		
<input type="checkbox"/> HS4657M3		6 key control – 3 module size
<input type="checkbox"/> HS4657M4		8 key control – 4 module size

NOTE: for white glass controls, contact your local BTicino commercial representative for availability.

MyHOME - BUS SCS Automation



HD4680



HS4680



HC4607



HC4607/4




3530S





3540



Item	SCENARIO CONTROL
<input type="checkbox"/> HD4680	 scenario control that can be customized for the control of up to 4 "room set-ups" of independent Automation Temperature control and Sound system saved in the scenario module, item F420 - 2 modules
<input type="checkbox"/> HC4680	
<input type="checkbox"/> HS4680	


Item	SCENARIO MODULE
<input type="checkbox"/> F420	 device enabling to save 16 scenarios for Automation, Sound system, Temperature control and video door entry applications - 2 DIN modules

Item	CODE PROTECTED CONTROLS
<input type="checkbox"/> HD4607	 device that allows to save up to 30 transponders (badges) for the execution of protected controls - 2 modules
<input type="checkbox"/> HC4607	
<input type="checkbox"/> HS4607	
<input type="checkbox"/> HD4607Z4	 transponder protected scenario control - it enables saving up to 30 transponders (badges) for the control of 4 protected scenarios - 2 modules
<input type="checkbox"/> HC4607/4	
<input type="checkbox"/> HS4607/4	

Item	TRANSPONDER
<input type="checkbox"/> 3530S	 portable badge - when moved close to the transponder reader, it causes its activation, enabling the signal generated to be transferred to the BUS - it does not require batteries - it can be automatically coded using the transponder reader
<input type="checkbox"/> 3540	 as above - key-holder

Warning:
only controls with production batch no. from 03W18 can read items 3530S (slim badge) and 3540 (key-ring). Older readers are only suitable for use with item 3530 (badge).

Item	CONTACT INTERFACE
<input type="checkbox"/> 3477	 basic module control interface with 2 independent contacts for the control of 2 actuators for single function loads, or 1 actuator for double function loads (shutters) - the inputs accepts two traditional switches or pushbuttons with NO and NC contact, or a traditional two-way switch, or interlocked pushbuttons
<input type="checkbox"/> F428	 as above - 2 DIN modules

Item	MEMORY MODULE
<input type="checkbox"/> F425	 module used for saving the status of the actuators - to reset the light automation system in case of power cut - 2 lowered DIN modules

MyHOME - BUS SCS Automation






H4671M2







H4678



3475




Item	ACTUATORS AND FLUSH MOUNTED ACTUATORS/DIMMERS	
<input type="radio"/> H4671M2		actuator with 2 independent relays - for single, double, and mixed loads: 2 A resistive, 2 A for filament lamps, 500 W for motor reducers, 2 A cos ϕ 0.5 for ferromagnetic transformers, and 70 W for fluorescent lamps - logic relay interlock via the configuration. The device may also be configured to manage a remote actuator - 2 modules
<input type="radio"/> H4671/1		1 relay actuator with control-key - for single load: 6 A resistive or filament lamps, 2 A cos ϕ 0.5 for ferromagnetic transformers and 150 W fluorescent lamps - to be completed with single or double function 2 module key cover
<input type="radio"/> H4678		dimmer actuator for filament lamps and ferromagnetic transformers - 60 - 300 VA, 230 Vac - to be completed with single or double function 2 module key cover - 2 modules



BASIC MODULE ACTUATORS		
<input type="radio"/> 3475		1 relay actuator - for single loads: 2 A resistive or incandescence lamps and 2 A cos ϕ 0.5 for ferromagnetic transformers - suitable for installation in ceiling light cups or inside flush-mounted boxes, behind control devices
<input type="radio"/> 3476		1 relay actuator - for single loads: 2 A resistive or incandescence lamps and 2 A cos ϕ 0.5 for ferromagnetic transformers - input suitable for a traditional NO contact pushbutton

Item	ACTUATORS FOR SHUTTER MANAGEMENT	
<input type="radio"/> H466TM2		2 module flush mounted actuator with 2 internal relays and 4 pushbuttons, conceived for use with control devices H4660M2, for the management of shutters. In addition to the UP/DOWN monostable and bistable functions, the actuator can also move the shutter to a saved position (PRESET)
<input type="radio"/> F401		as above - with 3 pushbuttons - 2 DIN

MyHOME - BUS SCS Automation



Item	ACTUATORS FOR CENTRALISATIONS	
○ F411U1		two-way 1 relay actuator - for single loads: 16 A resistive, 10 A filament lamps, 4 A cos ϕ 0.5 for ferromagnetic transformers, and 4 A for fluorescent lamps - 2 DIN modules
○ F411U2		2 independent relay actuator - for single and double loads: 10 A resistive and 6 A for filament lamps, 500 W for motor reducers, 2 A cos ϕ 0.5 for ferromagnetic transformers, and 250 W for fluorescent lamps - logic relay interlock via configuration - 2 DIN modules
○ F411/4		4 independent relay actuator - for single, double and combined loads: 6 A resistive and 2 A for filament lamp, 500 W for motor reducers, 2 cos ϕ 0.5 for ferromagnetic transformers, and 70 W for fluorescent lamps - logic relay interlock via configuration - 2 DIN modules

Item	ACTUATORS FOR CENTRALISATIONS	
○ BMSW1002		ON/OFF actuator, 2 independent outputs with maximum load 16 A at 230 Vac, clamp and RJ45 connection, IP20 protection index, power supply 100/240 Vac 50/60 Hz, direct load control pushbuttons - zero-crossing function - 4 DIN modules
○ BMSW1003		ON/OFF actuator, 4 independent outputs with maximum load 16 A at 230 Vac, clamp and RJ45 connection, IP20 protection index, power supply 100/240 Vac 50/60 Hz, direct load control pushbuttons - zero-crossing function - 6 DIN modules

MyHOME - BUS SCS Automation



F413N



BMD1001



F414



F415







F416U1







F417U2



F429

Item	DIMMERS FOR CENTRALISATIONS	
○ BMD1001		1/10 V dimmer, 1 output with maximum load 4.3 A at 230 Vac, clamp and RJ45 connection, IP20 protection index, 6 DIN modules, power supply 100/240 Vac 50/60 Hz, direct load control pushbutton - 6 modules
○ F413N		1 output dimmer for the powering of fluorescent lamps or LED sources with 1 to 10 V input for single loads up to 2.5 A at 230 Vac - screw connection - 27 Vdc power supply - absorption 30 mA - possibility of connecting up to 10 ballasts (clamps 1-2) - with direct load control pushbutton - DIN rail mounted version - 2 modules
○ F414		1 output dimmer for the powering of filament and halogen lamps with ferromagnetic transformer at 230 Vd.c.- 27 Vac power supply - absorption 9 mA - with direct load control pushbutton, DIN rail mounted version - 4 modules
○ F414/127		as above - 127 Va.c. No CE marked.

Item	MULTILOAD DIMMER FOR CENTRALISATIONS	
○ F416U1		multiload dimmer, 1 output with maximum load 4.3 A at 230 Vac, clamp and RJ45 connection, IP20 protection index, power supply 100/240 Vac 50/60 Hz, direct load control pushbutton - 6 DIN modules
○ F417U2		multiload dimmer, 2 independent outputs with maximum load 1.7 A at 230 Vac, clamp and RJ45 connection, IP20 protection index, power supply 100/240 Vac 50/60 Hz, direct load control pushbutton - 6 DIN modules
○ F418		1 output dimmer for powering dimmer LEDs, dimmer compact fluorescent lamps (CFL), energy saving halogens and electronic transformers - 110-230 V - at 110-230 V - 27 Vdc power supply - absorption 10 mA - with load adjustment pushbutton - suitable for DIN profile installation - 4 modules
○ F429		DALI Dimmer, 8 independent outputs for the connection of up to 16 DALI reactors for each output - power supply 230 Vac 50/60 Hz; 110-240 Vdc - absorption 90 mA - with direct load control pushbutton - DIN rail mounted version - 4 modules







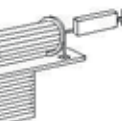
MyHOME - BUS SCS

Loads which can be driven


The table allows identification of the actuator device depending on what it is to be used for, the electrical features of the load to be controlled and the installation features.

Warning: Unless otherwise specified in the instruction leaflet, a 10 A thermal magnetic protection must be fitted on the power line to the actuators.

TABLE OF THE LOADS

Actuators	Modules	Power supply of the device	Controllable loads						
									
			Energy saving incandescent and halogen lamps	LED lamps	Linear fluorescent lamps ¹⁾	Compact fluorescent lamps	Electronic transformers ²⁾	Ferromagnetic transformers ³⁾	Motor reducers for shutters ⁴⁾
3475 3476	Basic	BUS SCS	2 A 230 W @ 230 Vac 220 W @ 110 Vac	40 W @ 230 Vac 20 W @ 110 Vac 1 lamp maximum	- -	40 W @ 230 Vac 20 W @ 110 Vac 1 lamp maximum	- -	2 A cosφ 0.5 460 VA @ 230 Vac 220 VA @ 110 Vac	- -
F411U1	2 DIN	BUS SCS	10 A 2300 W @ 230 Vac 1100 W @ 110 Vac	500 W @ 230 Vac 250 W @ 110 Vac 10 lamps maximum	4 A 920 W @ 230 Vac 440 W @ 110 Vac	500 W @ 230 Vac 250 W @ 110 Vac 10 lamps maximum	4 A 920 W @ 230 Vac 440 W @ 110 Vac	4 A cosφ 0.5 920 VA @ 230 Vac 440 VA @ 110 Vac	-
F411U2	2 DIN	BUS SCS	6 A 1380 W @ 230 Vac 660 W @ 110 Vac	250 W @ 230 Vac 120 W @ 110 Vac 4 lamps maximum	1 A 230 W @ 230 Vac 110 W @ 110 Vac	250 W @ 230 Vac 120 W @ 110 Vac 4 lamps maximum	1 A 230 W @ 230 Vac 110 W @ 110 Vac	2 A cosφ 0.5 460 VA @ 230 Vac 220 VA @ 110 Vac	2 A 460 W @ 230 Vac 220 W @ 110 Vac
F411/4	2 DIN	BUS SCS	2 A 460 W @ 230 Vac 220 W @ 110 Vac	70 W @ 230 Vac 35 W @ 110 Vac 2 lamps maximum	0.3 A 70 W @ 230 Vac 35 W @ 110 Vac	70 W @ 230 Vac 35 W @ 110 Vac 2 lamps maximum	0.3 A 70 W @ 230 Vac 35 W @ 110 Vac	2 A cosφ 0.5 460 VA @ 230 Vac 220 VA @ 110 Vac	2 A 460 W @ 230 Vac 220 W @ 110 Vac
F413N	2 DIN	BUS SCS	- -	- -	2 A 460 W @ 230 Vac ⁵⁾ 220 W @ 110 Vac ⁵⁾ MAX. 10 ballast type T5, T8, compact or driver for LED	- -	- -	- -	- -
F414	4 DIN	BUS SCS	0.25 – 4.3A 60 – 1000 W @ 230 Vac - 50 Hz 0.25 – 3.5A 60 – 800 W @ 230 Vac - 60 Hz	- -	- -	- -	- -	0.25 – 4.3A 60 – 1000 VA @ 230 Vac - 50 Hz 0.25 – 3.5A 60 – 800 VA @ 230 Vac - 60 Hz	- -
F418	4 DIN	BUS SCS	1 – 300 W @ 230 Va.c. 1 – 150 W @ 127 Va.c.	1 – 300 VA @ 230 Va.c. 1 – 150 VA @ 127 Va.c.	- -	1 – 300 VA @ 230 Va.c. 1 – 150 VA @ 127 Va.c.	1 – 300 VA @ 230 Va.c. 1 – 150 VA @ 127 Va.c.	- -	- -
F414/127	4 DIN	BUS SCS	0.5 – 9A 60 – 1000 W @ 110Vac - 50/60Hz 0.25 – 8.6 60 – 2000W @ 230Vac - 50/60Hz	- -	- -	- -	- -	0.5 – 9A 60 – 1000 W @ 110Vac - 50/60Hz 0.25 – 8.6 60 – 2000W @ 230Vac - 50/60Hz	- -
H4671/1	2 flush mounting	BUS SCS	6 A 1380 W @ 230 Vac 660 W @ 110 Vac	150 W @ 230 Vac 70 W @ 110 Vac 3 lamps maximum	0.65 A 150 W @ 230 Vac 70 W @ 110 Vac	150 W @ 230 Vac 70 W @ 110 Vac 3 lamps maximum	0.65 A 150 W @ 230 Vac 70 W @ 110 Vac	2 A cosφ 0.5 460 VA @ 230 Vac 220 VA @ 110 Vac	- -
H4671M2	2 flush mounting	BUS SCS	2 A 460 W @ 230 Vac 220 W @ 110 Vac	70 W @ 230 Vac 35 W @ 110 Vac 2 lamps maximum	0.3 A 70 W @ 230 Vac 35 W @ 110 Vac	70 W @ 230 Vac 35 W @ 110 Vac 2 lamps maximum	0.3 A 70 W @ 230 Vac 35 W @ 110 Vac	2 A cosφ 0.5 460 VA @ 230 Vac 220 VA @ 110 Vac	2 A 460 W @ 230 Vac 220 W @ 110 Vac

Notes:





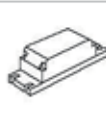


- 1) power factor corrected fluorescent lamps, energy saving lamps, discharge lamps.
- 2) in order to calculate the actual power of the load connected to the actuator, it will be necessary to take into account the transformer performance. For example, when connecting a dimmer to a 100 VA ferromagnetic transformer with 0.8 performance, the actual load power will be 125 VA.
- 3) The transformer must be loaded at its rated power, or in any case never below 90% of its rated power. It will be preferable to use a single transformer, rather than several transformers in parallel. For example, it will be preferable to use one single 250 VA transformer with 5 x 50 W spotlights connected, rather than using 5 x 50 VA transformers in parallel, with one 50 W spotlight each.
- 4) the  symbol shown on the actuators refers to the shutter motor reducers.
- 5) only compatible with lamps with 1/10 V Ballast.

MyHOME - BUS SCS

Loads which can be driven

The table allows identification of the actuator device depending on what it is to be used for, the electrical features of the load to be controlled and the installation features.

Warning: Unless otherwise specified in the instruction leaflet, a 10 A thermal magnetic protection must be fitted on the power line to the actuators.


TABLE OF THE LOADS									
Actuators	Modules	Power supply of the device	Controllable loads						
									
			Incandescent and halogen lamps	LED lamps	Linear fluorescent lamps ¹⁾	Compact fluorescent lamps	Electronic transformers ²⁾	Ferromagnetic transformers ^{2),3)}	Reducer motor for shutters ⁴⁾
F401 H4661M2	2 DIN 2 flush mounting	BUS SCS		-		-			500W @ 230Vac
F522	1 DIN	BUS SCS	10 A 2300 W @ 230 Vac 1100 W @ 110 Vac	500 W @ 230 Vac 250 W @ 110 Vac 10 lamps maximum	4 A 920 W @ 230 Vac 440 W @ 110 Vac	500 W @ 230 Vac 250 W @ 110 Vac 10 lamps maximum	4 A 920 W @ 230 Vac 440 W @ 110 Vac	4 A cosφ 0.5 920 VA @ 230 Vac 440 VA @ 110 Vac	- -
F523	1 DIN	BUS SCS	10 A 2300 W @ 230 Vac 1100 W @ 110 Vac	500 W @ 230 Vac 250 W @ 110 Vac 10 lamps maximum	4 A 920 W @ 230 Vac 440 W @ 110 Vac	500 W @ 230 Vac 250 W @ 110 Vac 10 lamps maximum	4 A 920 W @ 230 Vac 440 W @ 110 Vac	4 A cosφ 0.5 920 VA @ 230 Vac 440 VA @ 110 Vac	- -
HD/HC/ HS4672N	2 flush mounting	BUS SCS	10 A 2300 W @ 230 Vac 1100 W @ 110 Vac	500 W @ 230 Vac 250 W @ 110 Vac 10 lamps maximum	4 A 920 W @ 230 Vac 440 W @ 110 Vac	500 W @ 230 Vac 250 W @ 110 Vac 10 lamps maximum	4 A 920 W @ 230 Vac 440 W @ 110 Vac	4 A cosφ 0.5 920 VA @ 230 Vac 440 VA @ 110 Vac	- -
F416U1	6 DIN	100-240 Vac @ 50/60 Hz	4.3 A 40 - 1000 W @ 230 Vac 40 - 500 W @ 110 Vac	-		-	4.3 A 40 - 1000 W @ 230 Vac 40 - 500W @ 110Vac	4.3 A 40 - 1000 VA @ 230 Vac 40 - 500 VA @ 110 Vac	- -
F417U2	6 DIN	100-240 Vac @ 50/60 Hz	1.7 A 40 - 400 W @ 230 Vac 40 - 200 W @ 110 Vac			-	1.7 A 40 - 400 W @ 230 Vac 40 - 200 W @ 110 Vac	1.7 A 40 - 400 W @ 230 Vac 20 - 200 W @ 110 Vac	- -
BMDI1001	6 DIN	100-240 Vac @ 50/60 Hz	4.3 A 1000 VA @ 230 Vac 500 VA @ 110 Vac	-	4.3 A 1000 VA @ 230 Vac 500 VA @ 110 Vac	4.3 A 1000 VA @ 230 Vac 500 VA @ 110 Vac	-	-	- -
BMSW1002	4 DIN	100-240 Vac @ 50/60 Hz	16 A 3680 W @ 230 Vac 1760 W @ 110 Vac	2.1 A 500 VA @ 230 Vac 250 VA @ 110 Vac	4.3 A 10x(2x36 W) @ 230 Vac 5x(2x36 W) @ 110 Vac	5 A 1150 VA @ 230 Vac 550 VA @ 110 Vac	16 A 3680 VA @ 230 Vac 1760 VA @ 110 Vac	16 A 3680 VA @ 230 Vac 1760 VA @ 110 Vac	- -
BMSW1003	6 DIN	100-240 Vac @ 50/60 Hz	16 A 3680 W @ 230 Vac 1760 W @ 110 Vac	2.1 A 500 VA @ 230 Vac 250 VA @ 110 Vac	4.3 A 10x(2x36 W) @ 230 Vac 5x(2x36 W) @ 110 Vac	5 A 1150 VA @ 230 Vac 550 VA @ 110 Vac	16 A 3680 VA @ 230 Vac 1760 VA @ 110 Vac	16 A 3680 VA @ 230 Vac 1760 VA @ 110 Vac	- -

Notes:

1) power factor corrected fluorescent lamps, energy saving lamps, discharge lamps.

2) in order to calculate the actual power of the load connected to the actuator, it will be necessary to take into account the transformer performance. For example, when connecting a dimmer to a 100 VA ferromagnetic transformer with 0.8 performance, the actual load power will be 125 VA.

3) The transformer must be loaded at its rated power, or in any case never below 90% of its rated power. It will be preferable to use a single transformer, rather than several transformers in parallel. For example, it will be preferable to use one single 250 VA transformer with 5 x 50 W spotlights connected, rather than using 5 x 50 VA transformers in parallel, with one 50 W spotlight each.

4) the  symbol shown on the actuators refers to the shutter motor reducers.

5) only compatible with lamps with 1/10 V Ballast.

MyHOME - BUS SCS

Burglar alarm - Central units and connectors



3486



HD4601



HC4601



HS4608



3485



HD4607Z4



HC4607/4



HS4607/4



HS4606

Item	BURGLAR-ALARM CENTRAL UNIT WITH TELEPHONE DIALLING DEVICE
○ 3485*	POLYX ALARM central unit with system self-learning function, and display of the configuration on the screen. Controlled using the transponder and the keypad. Managing up to 72 zones and 8 areas. Possibility to set up to 16 user scenarios. Fitted with PSTN telephone dialling device for alarm forwarding. Programmed using the TiSecurity POLYX application. Wall mounted using the metal bracket supplied as standard. Battery powered, using battery item 3506, supplied as standard
○ 3486*	central unit with system self-learning function and display of the configuration on the screen. Controlled using the IR remote control, the transponder and the keypad. Managing up to 72 zones and 8 areas. Possibility to set up to 16 user scenarios. Fitted with integrated PSTN and GSM telephone dialling device, for forwarding of alarms. Programmed using the TiSecurity GSM application. Wall mounted using the metal bracket supplied as standard, or flush mounted inside MULTIBOX units. Battery powered, using battery item 3507/6 not supplied
○ 3483	coaxial extension cable for the central unit aerial, item 3486 - L = 3.5 metres
○ 3484*	GSM aerial protection tamper - to ensure level 2 of CEI 79-2 standard, the tamper protection must be used

Item	AREA 1-4 DIVIDER
<input type="checkbox"/> HD4607Z4* <input type="checkbox"/> HC4607/4* <input type="checkbox"/> HS4607/4*	receiver for the arming/disarming of the system using the transponder badge item 3530S and item 3540 - pushbuttons for the control of 4 zones - zone status and system status LED notifications - possibility of disabling visual and sound notifications - 2 modules

Item	KEYPAD CONNECTOR WITH DISPLAY
<input type="checkbox"/> HD4608* <input type="checkbox"/> HC4608* <input type="checkbox"/> HS4608*	device fitted with display for arming or disarming the system using a numeric key, set and saved on the burglar-alarm central unit, item 3485/B, item 3486 or with transponder badge. It can be used to display all information, as well as to manage some functions, of the central unit (division etc.). Installation inside flush mounted boxes, item 506E, with front cover plate. Powered by battery, item L4380/B, included - 6 modules

Item	KEYPAD CONNECTOR
<input type="checkbox"/> HD4606* <input type="checkbox"/> HC4606* <input type="checkbox"/> HS4606*	device for arming or disarming the system using a numeric key, set and saved on the burglar-alarm central unit, item 3485/B, item 3486 and item HC/HD/HS4601 - 2 modules

Item	BURGLAR-ALARM CENTRAL UNIT
○ 3485B	central unit with system self-learning function and on-screen configuration display. Controlled using the transponder and the keypad. Managing up to 36 zones and 4 areas. Possibility to set up to 4 user scenarios. Fitted with alarm notification actuator, as well as doors and windows protection NC contacts connection terminal. Wall mounted using the metal bracket supplied as standard. Battery powered, using battery item 3506, supplied
<input type="checkbox"/> HD4601 <input type="checkbox"/> HC4601 <input type="checkbox"/> HS4601	as above - flush mounted installation - battery powered, using battery item L4380/B supplied - 6 modules

(*) : devices with level 2 IMQ certification according to CEI79-2..

MyHOME - BUS SCS

Burglar alarm - Technical alarms



HD4607



3540



348220



HD4610



HC4610



N4640



HC4613

Item

TRANSPONDER CONNECTOR

<input type="checkbox"/> HD4607*		for arming and disarming the system using the transponder (badge) saved in the display central unit
<input type="checkbox"/> HC4607*		- LED system status notification - auxiliary channel available for activations - 2 modules
<input type="checkbox"/> HS4607*		

TRANSPONDER

<input type="radio"/> 35305*		slim line portable badge
<input type="radio"/> 3540*		key-ring portable badge

REMOTE CONTROL

<input type="radio"/> 348220		radio remote control with built-in transponder, with two pushbuttons, for arming or disarming of the system. Max. distance 50 m without obstructions. Powered by a 3 V CR2032 type battery - to be used with radio receiver, item HC/HD/HS4618
------------------------------	--	--

(*) : devices with level 2 IMQ certification according to CEI79-2..

Item

PASSIVE INFRARED DETECTORS

<input type="checkbox"/> HD4610*		passive infrared volumetric presence detector with adjustable sensitivity level (range: 3-9 metres)
<input type="checkbox"/> HC4610*		- alarm LED with memory - 105° angular opening, 14 bands over 3 floors - auxiliary pre-alarm channel that can be activated - 2 modules
<input type="checkbox"/> HD4611*		volumetric presence detector as above - angular opening that can be divided from 105° to 0° - lens adjustable on 2 axis
<input type="checkbox"/> HC4611*		
<input type="checkbox"/> HS4611*		

IR PASSIVE MINI-DETECTORS

<input type="radio"/> N4640		passive infrared volumetric presence detector with adjustable sensitivity (range: 3-9 metres) - alarm LED with memory - 105° angular opening, 14 bands over 3 floors - 3 level sensitivity adjustment through the configuration - possibility of activating the auxiliary pre-alarm channel - wall mounted, tilted and corner, installation
<input type="radio"/> N4640B		detector as above - preset sensitivity level (range: 6 metres) - only for burglar alarm functions

DOUBLE-TECHNOLOGY DETECTORS

<input type="checkbox"/> HD4613		double-technology volumetric presence detector made up of two sensors: one infrared to detect warm bodies (IR) and one with microwaves to detect movement (MW). The alarm is only triggered when both detection technologies activate. - 2 modules
<input type="checkbox"/> HC4613		
<input type="checkbox"/> HS4613		



MyHOME - BUS SCS







Burglar alarm - Technical alarms



Item	CONTACT INTERFACE MODULE
○ 3480*	 Interface module for two NC/NO electromagnetic contact lines - possibility of connecting a balanced and unbalanced contact protection line - alarm indication LED with tripping memory - auxiliary pre-alarm channel that can be activated - basic module
○ F482*	 as above - for the management of two NC electromagnetic contact lines and rope sensors for shutters - 2 DIN


NOTE: The item 3480 device is also preset the management of "technical alarms" in general.





Item	CONTACT INTERFACE MODULE WITH 12 VOLT OUTPUT
○ 3480V12	 contact interface module with 12V output to connect to the system a mechanical rope sensor for shutters (item 3514) or similar, or a contact normally closed or opened and one IR barrier for windows - basic module
○ F482V12	 as above - for the management of two contacts - 2 DIN

Item	MAGNETIC CONTACTS
○ 3510	 NC electromagnetic contact interface detectors and protection line - flush mounted version
○ 3510M	 detector as above - made of brass with high mechanical resistance, for installation in non ferromagnetic material windows and doors, or in low section doors and windows
○ 3510PB	 detector as above - made of brass, with high mechanical resistance for installation in all types of doors and windows and reinforced doors
○ 3511	 detector as above - visible mounted version
○ 3512	 detector as above - made of die cast aluminium, for installation on tilting or sliding doors. Preset for floor installation
○ 3513	 detector as above - version for visible installation on metal surfaces

(*) : devices with level 2 IMQ certification according to CEI79-2..

Item	CABLE DETECTOR FOR SHUTTERS
○ 3514	 detector for the protection of shutters or rolling shutters

Item	WINDOW-BREAKING DETECTOR
○ 3516	 piezoelectric window-breaking detector. Installation by means of double-sided adhesive tape, supplied. Protection of windows with 3 metre maximum diagonal opening

Item	IR BARRIERS
○ 3518	 window barrier - 1 metre - 4 beams
○ 3519	 door barrier - 2 metres - 8 beams
○ 3518/50	 window barrier - 0.5 metres - 2 beams
○ 3518/150	 window barrier - 1.5 metres - 6 beams

MyHOME - BUS SCS

Burglar alarm - Technical alarms



HD4511V12



HC4511/12



HS4512/12



3440



3448



3482



HS4919



HD4618



3442



HB4619

Item

RELAY ACTUATOR MODULE

○ 3479		multiple configuration actuator module with relay output – NO-NC, 24 V 0.4 A cosφ 0,4 contacts – to be used for the repetition of several types of alarms depending on the configuration. It may be activated by: burglar alarms, exhausted battery signals, valve closing due to technical alarms – basic module
○ F481		as above - 2 DIN

TECHNICAL ALARM INTERFACE

○ 3481		interface module for the reception of alarm signals from technical alarm sensors like gas detectors, HD4511V12 and HC/HS4511/12 – HD4512V12 and HC/HS4512/12 – 5-12 Vac/dc opto-insulated input – basic module
○ F483		as above - 2 DIN

NATURAL GAS DETECTORS

□ HD4511V12 ■ HC4511/12 ■ HS4511/12		NATURAL GAS detector with visual and sound (85 dB) alarm notification – internal self-diagnosis – preset for the control of signal repeaters – powered by a 12 Vac/dc transformer, item HC/HD/HS4541 or item F91/12E – 2 modules
---	--	--

LPG DETECTORS

□ HD4512V12 ■ HC4512/12 ■ HS4512/12		LPG GAS detector with visual and sound (85 dB) alarm notification – internal self-diagnosis – preset for the control of signal repeaters – powered by a 12 Vac/dc transformer, item HC/HD/HS4541 or item F91/12E – 2 modules
---	--	--

RADIO RECEIVER FOR COMBINED WIRE-RADIO SYSTEM

□ HD4618 ■ HC4618 ■ HS4618		radio receiver module to be used as interface between the wire burglar alarm and the radio sensors, for the installation of combined wire-radio systems – it can also be used for remote assistance functions, together with remote control item 3448 and radio sensors – 2 modules
----------------------------------	--	---

PASSIVE INFRARED RADIO DETECTOR

○ 3440		passive infrared volumetric presence detector – alarm LED with memory – 12-metre range, 90° angular opening, 17 bands over 4 floors – possibility of pulse counter function activation – powered by 1 AA 3.6 V battery, included
--------	--	--

Item

RADIO MAGNETIC AND GLASS BREAKING DETECTOR

○ 3442		magnetic opening detector for doors and windows – it can be connected to additional magnetic wire contacts (items 3510, 3511 and 3513) – powered by one 3.6 V 1/2 AA battery, included
○ 3444		glass piezoelectric detector – protection of windows with 3-metre maximum diagonal opening – powered by one 1/2 AA 3.6 V battery, included

CABLE DETECTOR FOR SHUTTERS

○ 3445		detector for the protection of shutters or similar winding shutters, consisting of a cable detector and radio transmitter – possibility of also controlling an opening magnet (included) for perimeter control – powered by one 1/2 AA 3.6 V battery, included
--------	--	--

REMOTE CONTROL FOR REMOTE ASSISTANCE

○ 3448		radio remote control for sending remote assistance notifications – it can be programmed automatically using the HC/HD/HS4618 radio receiver – powered by a 3 V CR2032 type battery, included – battery life 2 years
--------	--	---

RADIO FLOOD DETECTORS

○ HA4619		detector with sensor, for detecting flooding caused by any type of liquids – powered by a 3 V CR2032 type battery, included. To be furnished with front cover plate and key covers and item HC/HD/HS4919 – 2 modules
○ HB4619		as above – fit with round cover plate

PAIR OF KEY COVERS

□ HD4919 ■ HC4919 ■ HS4919		for flood detector, item L4619
----------------------------------	--	--------------------------------

FLOOD SENSOR

○ 3482		water detection sensor – to be used together with the contact interface, item 3480, in technical alarm mode
--------	--	---

NOTE: □ White colour device

■ Tech colour device

■ Anthracite colour device

○ Neutral item

AXOLITE

CATALOGUE

53

MyHOME - BUS SCS

Burglar alarm - Technical alarms - Management devices with IR remote control



4072L



HC4070



3507/6
3506



L4630



3505/12



4050

Item	EXTERNAL SIREN WITH SYSTEM BATTERY
<input type="radio"/> 4072L*	external siren including the self-supply battery for the whole system - sound notification can be set from 0 to 10 minutes by means of the central unit - to be fitted with a 12 V 12 Ah battery, item 3505/12 - sound intensity 105 dB (A) at 3 metres - light signaller with xenon lamp - anti-foam grid - protected against tearing and opening - to be used with power supply item E46ADCN

Item	BATTERY FOR EXTERNAL SIREN ITEM 4072L
<input type="radio"/> 3505/12	12 V 12 Ah battery

Item	OPTIONAL EXTERNAL SIREN
<input type="radio"/> 4072A*	self-powered external siren - sound notification can be set from 0 to 10 minutes by means of the control unit - to be fitted with a 12 V 7 Ah battery - sound intensity 105 dB (A) at 3 metres - light signaller with xenon lamp - anti-foam grid - protected against tearing and opening - to be used with power supply item E47ADCN

NOTE: the external sirens do not include configurators. These may be purchased separately following the procedure explained in the "Catalogue - Devices and common accessories" page.

Item	INTERNAL SIREN
<input type="checkbox"/> HD4070* <input type="checkbox"/> HC4070* <input type="checkbox"/> HS4070*	self-supplied internal siren for installation inside S06E boxes - to be fitted with a 6 V 0.5 Ah battery, item 3507/6 - sound intensity 90 dB (A) at 3 metres - protected against tearing and tampering

NOTE: the external sirens do not include configurators. These may be purchased separately following the procedure explained in the "Catalogue - Devices and common accessories" page.

Item	BATTERIES
<input type="radio"/> 3507/6	6 V battery for internal siren item HC/HD/HS4070
<input type="radio"/> 3506	7.2 V battery for central unit, item 3485/B
<input type="radio"/> L4380/B	6 V spare battery for central unit, item HC/HD/HS4601 and connector, item HC/HD/HS4608

Item	TAMPER
<input type="radio"/> L4630*	anti-tamper device for the protection of burglar-alarm devices - reference notches for any type of flush mounted box

Item	REMOTE CONTROL
<input type="radio"/> 4050	portable infrared remote control for system arming/disarming - it can be automatically coded from the central unit - powered by two CR1616 3 V lithium batteries, included - battery operation time 50,000 operations

MyHOME - BUS SCS

Temperature control



Item	4-ZONE CENTRAL UNIT
<input type="checkbox"/> HD4695 <input type="checkbox"/> HC4695 <input type="checkbox"/> HS4695	central unit for the management of a temperature control system with up to 4 zones - the product also includes the TIThermo Basic for programming from PC - 3 modules

Item	99-ZONE CENTRAL UNIT
<input type="checkbox"/> 3550	central unit for the management of a temperature control system with up to 99 zones - the product also includes the TIThermo Basic for programming from PC - wall mounted installation or in MULTIBOX enclosures

Item	BATTERY
<input type="checkbox"/> 3507/6	6 V 0.5 Ah temperature control central unit battery

Item	LOCAL DISPLAY
<input type="checkbox"/> HD4891 <input type="checkbox"/> HC4891 <input type="checkbox"/> HS4891	1.2" OLED Touch Screen for the simultaneous management of max. 4 functions: Sound System, Temperature Control, Consumption Display, Load Management, Scenarios - 2 modules

Item	EXTERNAL SENSOR
<input type="checkbox"/> 3457	Local Display external sensor

Item	SENSORS
<input type="checkbox"/> HD4693 <input type="checkbox"/> HC4693 <input type="checkbox"/> HS4693	room temperature control sensor for heating and cooling systems - temperature measurement range 3 - 40 °C - 2 modules

Item	KNOB SENSORS
<input type="checkbox"/> HD4692 <input type="checkbox"/> HC4692 <input type="checkbox"/> HS4692	room temperature control sensor for heating and cooling systems with knob for +/- 3 °C manual adjustment of the temperature set in the unit and for OFF and antifreeze mode selection - 2 modules

Item	FAN COIL KNOB SENSORS
<input type="checkbox"/> HD4692FAN <input type="checkbox"/> HC4692FAN <input type="checkbox"/> HS4692FAN	room temperature control sensor for heating and cooling systems with knob for +/- 3 °C manual adjustment of the temperature set in the unit and for OFF and antifreeze mode selection, with manual/automatic fan-coil Hydro-relax system speed selection - 2 modules

Item	RADIO TEMPERATURE SENSOR
<input type="checkbox"/> 3455	radio sensor for the measurement of external temperature - use with appropriate receiving radio interface, item HC/HD/HS4577 - solar cell or battery powered - IP65 wall mounted enclosure

Item	SENSOR RECEIVING RADIO INTERFACES
<input type="checkbox"/> HD4577 <input type="checkbox"/> HC4577 <input type="checkbox"/> HS4577	temperature radio sensor receiving radio interface, item 3455 - 27 Vdc power supply from BUS - 2 modules

Item	THERMOSTAT
<input type="checkbox"/> H4691	flush mounted thermostat with backlit display. It can be used to control the temperature of an individual zone, irrespective of a central unit being installed as part of the system or not. It features a temperature probe and an input for the connection of a contact line (e.g. window contact). It can be used for the management of different types of systems, and the adjustment of the fan speed when fan coils are used. Possibility of automatic operation (summer/winter), with compatible systems. SCS BUS connection - 2 modules

Item	ACTUATORS
<input type="checkbox"/> F430/2	2 independent relay actuator - for single and double loads: 6 A resistive, 3 A motor valves and pumps - logic relay interlock via configuration - 2 DIN modules
<input type="checkbox"/> F430/4	4 independent relay actuator - for single, double and combined loads: 6 A resistive, 3 A motor valves, pumps and fan-coil - logic relay interlock via configuration - 2 DIN modules
<input type="checkbox"/> F430RB	actuator with 8 independent relays for the control of on-off valves, motorised valves (open-close and three points), pumps and fan coils with 2 and 4 tubes - 4A resistive, 1A motor valves, pumps and fan-coils - SCS BUS connection, 4 DIN modules
<input type="checkbox"/> F430R3V10	actuator with 3 independent relays and 2 x 0-10 Volts outputs for the control of fan coils with 2 and 4 tubes with proportional 0-10 Volt valves - 4A resistive, 1A fan coil - SCS BUS connection, 4 DIN modules
<input type="checkbox"/> F430V10	actuator with 2 x 0-10 Volt outputs for the control of 0-10 proportional valves - SCS BUS connection, 2 DIN modules

MyHOME - BUS SCS

Common devices and accessories



E46ADCN



E47ADCN
E47/12



335919



3559

Item	POWER SUPPLIES
E46ADCN*	power supply - input 230 Vac, output 27 Vdc SELV – maximum consumption 450 mA – DIN rail mounted model - space requirement 8 DIN modules – for flush mounted or wall mounted switchboards
E46ADCN/127	as above - 127 Va.c.
E47ADCN*	power supply as above - installation on DIN rail with 8 module space requirement for wall mounted boxes, Item F115/8A - made for the connection of 12 V 7/12/24 Ah back-up battery
E47/12	power supply - 8 DIN module version for wall mounted boxes, item F115/8 A - made for the connection of one 12 V 6.5 - 25 Ah battery for the powering of 12 V devices (IR barriers, etc.)
E49	compact power supply for Temperature control and Automation systems - input 230 Vac, output 27 Vdc - maximum power delivered 600 mA - 2 DIN modules
E49V127	as above - 127 Va.c.
346000	power supply for Video door entry system and Sound system. Power supply: 230 Vac @ 50-60 Hz. Maximum power delivered 1.2 A. Electronically protected (without fuse) against short-circuit and overload. Double insulation SELV device - 8 DIN modules
346001	as above - 127 Va.c.

Item	POWER SUPPLIES
346020	2 DIN module compact additional power supply. For local supply of the video door entry entrance panels and handsets. Power supply: 230 Vac @ 50-60 Hz. Maximum power delivered 600 mA. Protected by integrated fuse (not replaceable). Double insulation SELV device
346021	as above - 127 Va.c.
346030	2 DIN module compact power supply for Video door entry system and Sound system. Maximum power delivered 600 mA. Protected by integrated fuse (not replaceable). Double insulation SELV device
346031	as above - 127 Va.c.

Item	VARIOUS ACCESSORIES
3515	spare plug-in clamps
335919	cable for the connection to the PC for the programming of the Automation, Burglar Alarm, Temperature Control and Sound System devices - for USB port
3559	cable as above - for USB port

For the selection of the power supply, based on the system being installed, refer to the following table.

System	Power supply						
	E46ADCN E46ADCN/127	E47ADCN	E47/12	E49 E49V/127	346000 346001	346020 346021	346030 346031
Automation	•			•			
Burglar alarm	• (1)	• (2)	• (3)	•			
Energy management/Cons. display	•			•			
Temperature control	•			•			
Sound system					•	•	•
Video door entry system					•	•	•

NOTE (1): for systems with external siren 4072L

(2): for systems with external siren 4072A or without siren

(3): for sensors with 12 Vdc power supply (ex. IR barrier)

MyHOME - BUS SCS

Common devices and accessories



WALL MOUNTED BOXES FOR POWER SUPPLY AND BATTERY - BURGLAR-ALARM SYSTEM

Item		
○ F115/8A		DIN wall mounted enclosure for the installation of power supply item E47ADCN
○ F115/8B		enclosure for the 12 V 7 Ah battery, for the self-supply of the burglar-alarm system with power supply item E47ADCN – self-protection contact against opening attempts

WALL MOUNTED BOXES FOR MODULAR DEVICES

○ 502NPA		reduced depth wall mounted installation box - fitted with anti-tamper device – 2 modules – complete with support
----------	--	--

ANGULAR BOX

○ 502PA		surface mounted box for angular installation – fitted with antitamper device – 2 modules – complete with frame and white cover plate (LB)
---------	--	---

CONNECTION CABLES

○ L4669		sheathed pair made up of 2 flexible wires with unshielded plaited sheath - insulation 300/500 V - complies with standards CEI 46-5 and CEI 20-20 - coil length 100 metres
○ L4669/500		as above - coil length 500 metres
○ L4669KM1		as above - reel length 1000 metres ⁽¹⁾
○ L4669S		double sheathed SCS made up of 2 flexible wires with unshielded plaited sheath for burglar-alarm system - insulation 300/500 V - complies with standards CEI 46-5 and CEI 20-20 - coil length 100 metres
○ 336904		specific cable with 2 twisted conductors. It can be installed in underground piping, in accordance with CEI 20-13 and CEI 20-14 standards. It ensures the best performance in video systems (higher distance between EP and Handset when compared with other cables). Coil length 200 metres
○ L4669HF		as above - low toxicity cable without halogens - ideal for application in environments where fire hazard safety is critical - maximum length 200 m ⁽¹⁾

System	Cable	
	L4669 L4669/500 L4669KM1	L4669S 336904 L4669HF
Automation	●	● (2)
Burglar alarm	●	● (2)
Energy management/Cons. display	●	● (2)
Temperature control	●	● (2)
Sound system	●	●
Video door entry system	●	●

NOTE (1): for availability contact your local BTicino sales representative
(2): for systems with underground cable lines



VIRTUAL CONFIGURATION KIT

○ 3504		kit for the configuration of the Automation system using a PC and the VIRTUAL CONFIGURATOR software, supplied as standard on CD, and Secure Digit (SD) memory card. It replaces item 3503N.
--------	--	---

CONFIGURATORS – SINGLE-TYPE PACKAGE OF 10 PIECES

○ 3501/0	configurator 0
○ 3501/1	configurator 1
○ 3501/2	configurator 2
○ 3501/3	configurator 3
○ 3501/4	configurator 4
○ 3501/5	configurator 5
○ 3501/6	configurator 6
○ 3501/7	configurator 7
○ 3501/8	configurator 8
○ 3501/9	configurator 9
○ 3501/GEN	configurator GEN
○ 3501/GR	configurator GR
○ 3501/AMB	configurator AMB
○ 3501/AUX	configurator AUX
○ 3501/ON	configurator ON
○ 3501/OFF	configurator OFF
○ 3501/OI	configurator OI

CONFIGURATORS – SINGLE-TYPE PACKAGE OF 10 PIECES

○ 3501/PUL	configurator PUL
○ 3501/SLA	configurator SLA
○ 3501/CEN	configurator CEN
○ 3501/T	configurator T
○ 3501/TM	configurator TM

CONFIGURATOR KIT

○ 3501K		kit of configurators from 0 to 9
○ 3501K/1		kit of configurators AUX, GEN, GR, AMB, ON, OFF, O/I, PUL, SLA, CEN, T, TM

CONFIGURATOR TWEEZERS

○ 3502		tweezers for the connection and the removal of configurators ⁽¹⁾
--------	--	---

MyHOME


Common devices and accessories

KEY-COVERS WITHOUT SILK-SCREEN PRINTING - 1 AND 2 FUNCTIONS



KEY-COVERS WITHOUT SILK-SCREEN PRINTING - 1 FUNCTION		
	1 module	2 modules
	Item	Item
□	HD4915	HD4915M2
■	HC4915	HC4915/2
■	HS4915	HS4915/2

KEY-COVERS WITHOUT SILK-SCREEN PRINTING - 2 FUNCTIONS		
	1 module	2 modules
	Item	Item
□	HD4911	HD4911M2
■	HC4911	HC4911/2
■	HS4911	HS4911/2



MyHOME

Common devices and accessories

KEY-COVERS WITH SILK-SCREEN PRINTING – 1 AND 2 FUNCTIONS



Description		KEY-COVERS WITH SILK-SCREEN PRINTING WITH SYMBOLS – 1 FUNCTION	
		1 module	2 modules
OFF		Item	Item
OFF		HD4915AA	HD4915M2AA
		HC4915AA	HC4915/2AA
		HS4915AA	HS4915/2AA
ON		HD4915AB	HD4915M2AB
		HC4915AB	HC4915/2AB
		HS4915AB	HS4915/2AB
GEN		HD4915AC	HD4915M2AC
		HC4915AC	HC4915/2AC
		HS4915AC	HS4915/2AC
STOP		HD4915AE	—
		HC4915AE	—
		HS4915AE	—
DIMMER		HD4915AD	HD4915M2AD
		HC4915AD	HC4915/2AD
		HS4915AD	HS4915/2AD
LIGHT		HD4915BA	HD4915M2BA
		HC4915BA	HC4915/2BA
		HS4915BA	HS4915/2BA
BED LIGHT		HD4915BL	HD4915M2BL
		HC4915BL	HC4915M2BL
		HS4915BL	HS4915M2BL
BELL		HD4915BB	HD4915M2BB
		HC4915BB	HC4915/2BB
		HS4915BB	HS4915/2BB
EXHAUST FAN		HD4915BC	HD4915M2BC
		HC4915BC	HC4915/2BC
		HS4915BC	HS4915/2BC
KEY		HD4915BD	—
		HC4915BD	—
		HS4915BD	—
DO NOT DISTURB		HD4915DD	HD4915M2DD
		HC4915DD	HC4915M2DD
		HS4915DD	HS4915M2DD
REARRANGE THE ROOM		HD4915MR	—
		HC4915MR	—
		HS4915MR	—

Description		KEY-COVERS WITH SILK-SCREEN PRINTING WITH SYMBOLS – 2 FUNCTIONS	
		1 module	2 modules
ON - OFF - GEN		Item	Item
ON - OFF - GEN		HD4911AF	HD4911M2AF
		HC4911AF	HC4911/2AF
		HS4911AF	HS4911/2AF
ON - OFF		HD4911AG	HD4911M2AG
		HC4911AG	HC4911/2AG
		HS4911AG	HS4911/2AG
UP - DOWN		HD4911AH	HD4911M2AH
		HC4911AH	HC4911/2AH
		HS4911AH	HS4911/2AH
ON - OFF ADJUSTMENT		HD4911AI	HD4911M2AI
		HC4911AI	HC4911/2AI
		HS4911AI	HS4911/2AI
LIGHT		HD4911BA	HD4911M2BA
		HC4911BA	HC4911/2BA
		HS4911BA	HS4911/2BA
EXHAUST FAN		HD4911BC	HD4911M2BC
		HC4911BC	HC4911/2BC
		HS4911BC	HS4911/2BC
TREBLE CLEF		HD4911BE	—
		HC4911BE	—
		HS4911BE	—
+ up and - down		HD4911AD	—
		HC4911AD	—
		HS4911AD	—

HOTEL OFFER RANGE

This page lists the devices specifically intended for hotel room services. The BTicino hotel room offer range, and in more general terms for the hotel sector, includes however many more devices that are also used in other sectors, and are therefore listed in various sections throughout this catalogue. Some of them are, for example:

- comfort devices = light, curtain, and scenario controls with dedicated symbols. Also, thermostats, and temperature probes with knobs
- audio and video devices = connectors for every need, and sound signalling devices
- safety devices = step lights, and emergency lamps



HD4177



HD4285C2



HC4033



HC4915DD



HC4915MR



H4372V230H



HS449



HS4547



Item	BADGE-HOLDER POCKET
○ H4549	badge holder pocket for the power supply inside the hotel room - slot light with built-in lamp - 30 second switch-off delay - power supply 230 Vac - 2 modules - to be completed with front cover in the desired look
○ H4548	badge holder pocket for the power supply inside the hotel room with RFID technology recognition - slot light with built-in lamp - 30 second switch-off delay - power supply 230 Vac - 2 modules - to be completed with front cover in the desired look

Item	MyHOME SYSTEM BADGE-HOLDER POCKETS
○ H4649	badge holder pockets for the power supply inside the hotel room - slot light with built-in lamp - 30 second switch-off delay - SCS bus connection - 2 modules - to be completed with front cover in the desired look
○ H4648	badge holder pockets for the power supply inside the hotel room with RFID technology recognition - slot light with built-in lamp - 30 second switch-off delay - SCS bus connection - 2 modules - to be completed with front cover in the desired look

Item	FRONT COVERS FOR BADGE-HOLDER POCKETS
<input type="checkbox"/> HD4547 <input type="checkbox"/> HC4547 <input type="checkbox"/> HS4547	front cover for traditional or MyHOME badge-holder pocket

Item	KEY COVERS WITH SYMBOLS FOR MyHOME CONTROL
<input type="checkbox"/> HD4915DD <input type="checkbox"/> HC4915DD <input type="checkbox"/> HS4915DD	key cover for rocker control devices with "do not disturb" symbol
<input type="checkbox"/> HD4915M2DD <input type="checkbox"/> HC4915M2DD <input type="checkbox"/> HS4915M2DD	"do not disturb" key covers, 2 modules
<input type="checkbox"/> HD4915MR <input type="checkbox"/> HC4915MR <input type="checkbox"/> HS4915MR	key cover with "rearrange the room" symbol
<input type="checkbox"/> HD4915BL <input type="checkbox"/> HC4915BL <input type="checkbox"/> HS4915BL	key cover with "room light" symbol
<input type="checkbox"/> HD4915M2BL <input type="checkbox"/> HC4915M2BL <input type="checkbox"/> HS4915M2BL	key cover as above - 2 modules

Item	KEY COVER WITH SYMBOLS FOR AXIAL CONTROLS
<input type="checkbox"/> HD4921BL <input type="checkbox"/> HC4921BL <input type="checkbox"/> HS4921BL	bed light
<input type="checkbox"/> HD4921M2BL <input type="checkbox"/> HC4921M2BL <input type="checkbox"/> HS4921M2BL	bed light - 2 modules
<input type="checkbox"/> HD4921DD <input type="checkbox"/> HC4921DD <input type="checkbox"/> HS4921DD	do not disturb
<input type="checkbox"/> HD4921MR <input type="checkbox"/> HC4921MR <input type="checkbox"/> HS4921MR	rearrange the room

Item	LAMPHOLDER FOR OFF-DOOR SIGNALLING
○ H4372V230H	off-door lampholder with double optical signalling: do not disturb and rearrange the room - use 2 LEDs Item LN4742V12T (12 V)

Item	SHAVER SOCKETS
<input type="checkbox"/> HD4177 <input type="checkbox"/> HC4177 <input type="checkbox"/> HS4177	shaver socket with insulation transformer - input voltage 230 Vac @ 50/60 Hz - output voltage 115/230 Vac 20 VA

Item	CORD PUSHBUTTONS
<input type="checkbox"/> HD4033 <input type="checkbox"/> HC4033 <input type="checkbox"/> HS4033	cord pushbutton 1 P NO 10 A for bathroom alarm

Item	USB CHARGER
<input type="checkbox"/> HD4285C <input type="checkbox"/> HC4285C <input type="checkbox"/> HS4285C	5 Vdc USB socket for charging electronic devices up to 750 mA like mobile phones, smartphones, tablets and similar - 230 Vac power supply
<input type="checkbox"/> HD4285C2 <input type="checkbox"/> HC4285C2 <input type="checkbox"/> HS4285C2	5 Vdc USB socket for quick charge of one single electronic device (mobile phones, smartphones, tablets or similar) up to 1.550 mA or simultaneous charging of two devices up to 750 mA - 230 Vac power supply



H4650



H4651



H4653



H4652



H4691



F430RB



F430R3V10



F430V10



MH201

Item	CONTROL INDICATORS FOR ROOM MANAGEMENT
○ H4650	DO NOT DISTURB – MAKE UP THE ROOM indicator and bell pushbutton
○ H4651	badge reader + DO NOT DISTURB – MAKE UP THE ROOM indicator and bell pushbutton
○ H4653	DO NOT DISTURB – MAKE UP THE ROOM command to be completed with key covers
○ H4652	control with 8 KEYS for control light, automation, sound system, scenario control
○ 3543	A5 sheets for the customisation of the symbols of item H4650/4651
○ 3541 3542	A5 sheets for the customisation of the symbols of item LN4652 (3541 = black; 3542 = white)

Item	THERMOSTAT
○ H4691	flush mounted thermostat with backlit display. It can be used to control the temperature of an individual zone, irrespective of a central unit being installed as part of the system or not. It features a temperature probe and an input for the connection of a contact line (e.g. window contact). It can be used for the management of different types of systems, and the adjustment of the fan speed when fan coils are used. Possibility of automatic operation (summer/winter), with compatible systems. SCS BUS connection – 2 modules

Item	ACTUATORS
○ F430RB	actuator with 8 independent relays for the control of on-off valves, motorised valves (open-close and three points), pumps and fan coils with 2 and 4 tubes – 4A resistive, 1A motor valves, pumps and fan-coils - SCS BUS connection, 4 DIN modules
○ F430R3V10	actuator with 3 independent relays and 2 x 0-10 Volts outputs for the control of fan coils with 2 and 4 tubes with proportional 0-10 Volt valves – 4A resistive, 1A fan coil - SCS BUS connection, 4 DIN modules
○ F430V10	actuator with 2 x 0-10 Volt outputs for the control of 0-10 proportional valves - SCS BUS connection, 2 DIN modules

Item	GATEWAY
○ MH201	It manages scenarios related to hotel rooms (with basic time and logic conditions) - It works as a gateway for the Configuration and Supervisione software

Item	SOFTWARE
○ 3544SW	software for the supervision of the hotel rooms status and for basic management of it - for hotel up to 20 rooms
○ 3546SW	software as above - for Hotel with over 20 rooms

VIDEO DOOR ENTRY SYSTEM AND VIDEO SURVEILLANCE SYSTEM

Video display and cameras



MH4892



349313



349311



349320



391662

Item

MyHOME Screen 10

- ☐ MH4893
- ☒ MH4892



Touch Screen with 16:9 10" LCD screen and new graphic interface:

- management of MyHOME and Video door entry system functions
- navigation by rooms
- Management of Multimedia contents (Ethernet, USB, SD Card) and Web Browser
- management of customised profiles
- possibility of customising background images

wall mounted installation with 506E flush mounted box. Available in white and in black. No need for additional surround plate

VIDEO DISPLAY

- ☐ 349313
- ☒ 349311
- ☒ 349312



hands-free video display unit which can be installed in 2 wire video systems. 2.5" LCD colour display. It can be combined with the MyHOME system; equipped with customizable navigation menus via the PC for managing the followings functions: video door-entry units, temperature control, sound system, scenarios, alarms. Keys included: navigation, auto-switch on, door lock release, hands-free connection and pager. LED used for: call exclusion, door status, connection. Configuration via physical configurators and menus. USB port for programming. flush-mounting installation in 506 box. Available frames: all those included in the 506E domestic lines.

Item

NIGHTER & WHICE VIDEO STATION

- ☐ 349321
- ☒ 349320



stereo hands-free video display unit which can be installed in 2 wire video systems. 8" LCD colour display. It can be combined with the MyHOME system; equipped with customizable navigation menus via the PC for managing the followings functions: video door-entry units, temperature control, sound system, scenarios, alarms. In integrated systems, when using a sound system, the Video Station acts as an amplifier, hence reproducing all the audio sources in the system. Keys included: navigation, auto-switch on, door lock release, staircase lights, mute, hands-free connection and pager. LED used for: call exclusion, door status, connection. Can be connected to the multimedia interface. Configuration via physical configurators and menus. USB and RS232 port for programming. Can be installed on the wall using a special bracket.

NOTE: the size of the display may be slightly different.

2 WIRE SYSTEMS INDOOR CAMERAS

- ☐ 391663
- ☒ 391661
- ☒ 391662



2 wire technology flush mounted colour camera - with microphone - 1.3" CCD, 380 horizontal lines resolution, 3.7 mm lens

MyHOME

AXOLUTE Outdoor entrance panels



339313



349140



339213



348402







348400



348401



348402

Item	OUTDOOR
○ 339313	 steel tear proof flush mounted box - 3 modules
○ 349140	 electronic module including: speaker phone module, motorised camera and colour display. A proximity reader is integrated for access control functions by means of transponder keys. Programming and configuration software included.
○ 339213	 3 module frame + supporting frame in steel finish. Anti-housebreaking resistant safety key for assembly and disassembly provided.
○ 339223	 3 module frame + supporting frame in brass finish. Anti-housebreaking resistant safety key for assembly and disassembly provided.

Item	PROGRAMMER AND TRANSPONDER KEY
○ 348402	 transponder key programmer
○ 348200	 transponder key black
○ 348201	 transponder key red
○ 348202	 transponder key green
○ 348203	 transponder key blue
○ 348204	 transponder key orange
○ 348205	 transponder key grey
○ 348206	 transponder key yellow



Contents

66-76

Cover plates:
installation and
colour range

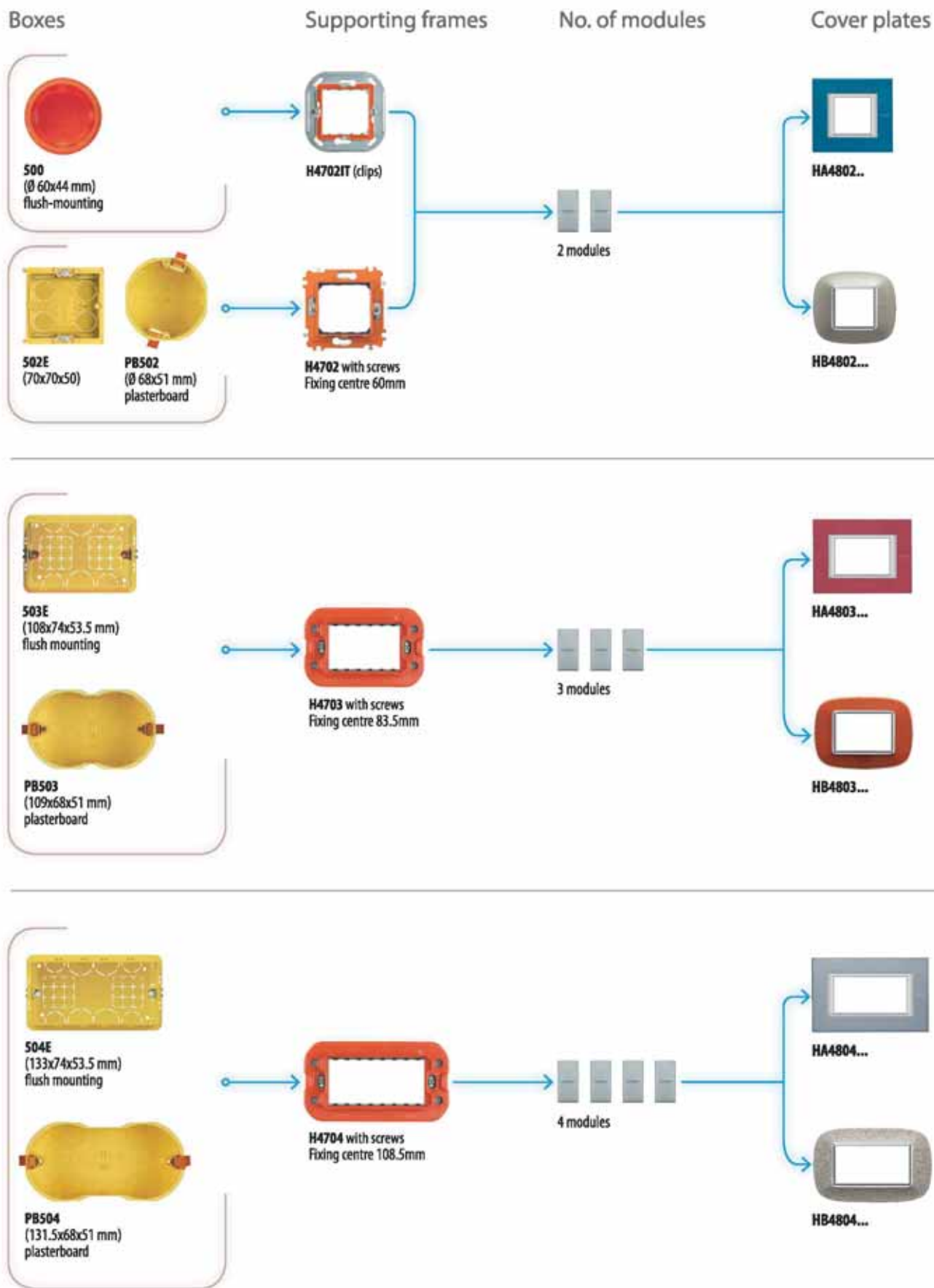
Assembly and table for selecting code
Rectangular cover plates
Elliptic cover plates

66

72

74

STANDARD ASSEMBLY



NOTE: the supporting frames are supplied with a pre-installed orange frame-cover and a transparent protection. It is recommended to remove the frame-covers before installing the plates. Devices available in white, tech and athracite colour.

Boxes


506L
(183.5x90x53.5 mm)
flush-mounting



PB506
(182x68x51 mm)
plasterboard

Supporting frames


H4706 with screws
Fixing centre 100x60mm

No. of modules


6 modules

Cover plates


HA4806...



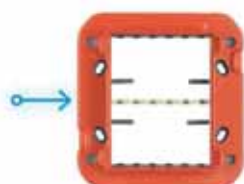
HB4806...



506E
(108x118x51.5 mm)
flush-mounting



PB526
(109x114x51 mm)
plasterboard



H4726 with screws
Fixing centre 46x83.5mm



3 + 3 modules



HA4826...



HB4826...

STANDARD RECTANGULAR COVER PLATES: TABLE FOR SELECTING CODES

MODULES


	2	3	4	6	3 + 3
--	---	---	---	---	-------

RECTANGULAR COVER PLATES

MONOCHROME

 AXOLUTE white	HA4802HD	HA4803HD	HA4804HD	HA4806HD	HA4826HD
 Tech	HA4802HC	HA4803HC	HA4804HC	HA4806HC	HA4826HC
 Anthracite	HA4802HS	HA4803HS	HA4804HS	HA4806HS	HA4826HS

ALUMINIUM

 brushed aluminium	HA4802XC	HA4803XC	HA4804XC	HA4806XC	HA4826XC
 brushed anthracite	HA4802XS	HA4803XS	HA4804XS	HA4806XS	HA4826XS
 brushed titanium	HA4802NX	HA4803NX	HA4804NX	HA4806NX	HA4826NX

LACQUERED

 white Limoges	HA4802BG	HA4803BG	HA4804BG	HA4806BG	HA4826BG
 red China	HA4802RC	HA4803RC	HA4804RC	HA4806RC	HA4826RC
 green Sèvres	HA4802VS	HA4803VS	HA4804VS	HA4806VS	HA4826VS
 blue Meissen	HA4802BM	HA4803BM	HA4804BM	HA4806BM	HA4826BM

ANODIZED

 brushed chrome	HA4802CR	HA4803CR	HA4804CR	HA4806CR	HA4826CR
 brushed bronze	HA4802BR	HA4803BR	HA4804BR	HA4806BR	HA4826BR
 brushed mercury	HA4802AZ	HA4803AZ	HA4804AZ	HA4806AZ	HA4826AZ
 silver mat	HA4802SAN	HA4803SAN	HA4804SAN	HA4806SAN	HA4826SAN



WOOD

 ashwood	HA4802LFR	HA4803LFR	HA4804LFR	HA4806LFR	HA4826LFR
 teak	HA4802LTK	HA4803LTK	HA4804LTK	HA4806LTK	HA4826LTK
 wenge	HA4802LWE	HA4803LWE	HA4804LWE	HA4806LWE	HA4826LWE

GLASS

 black glass	HA4802VNN	HA4803VNN	HA4804VNN	HA4806VNN	HA4826VNN
 blue glass	HA4802VZS	HA4803VZS	HA4804VZS	HA4806VZS	HA4826VZS
 kristall glass	HA4802VKA	HA4803VKA	HA4804VKA	HA4806VKA	HA4826VKA
 mirror glass	HA4802VSA	HA4803VSA	HA4804VSA	HA4806VSA	HA4826VSA
 white glass	HA4802VBB	HA4803VBB	HA4804VBB	HA4806VBB	HA4826VBB

NIGHTER AND WHICE

 Nighter	HA4802VNB	HA4803VNB	HA4804VNB	HA4806VNB	HA4826VNB
 Whice	HA4802VSW	HA4803VSW	HA4804VSW	HA4806VSW	HA4826VSW

STONE

 slate	HA4802RLV	HA4803RLV	HA4804RLV	HA4806RLV	HA4826RLV
 Carrara marble	HA4802RMC	HA4803RMC	HA4804RMC	HA4806RMC	HA4826RMC

SUPPORTING FRAMES






















with screws		H4703	H4704	H4706	H4726
with clips	H4702IT				
luminous supporting frames (with screws) for rectangular cover plates	HA4702X	HA4703X	HA4704X		

STANDARD ELLIPTIC COVER PLATES: TABLE FOR SELECTING CODES

MODULES

	2	3	4	6	3 + 3
--	---	---	---	---	-------

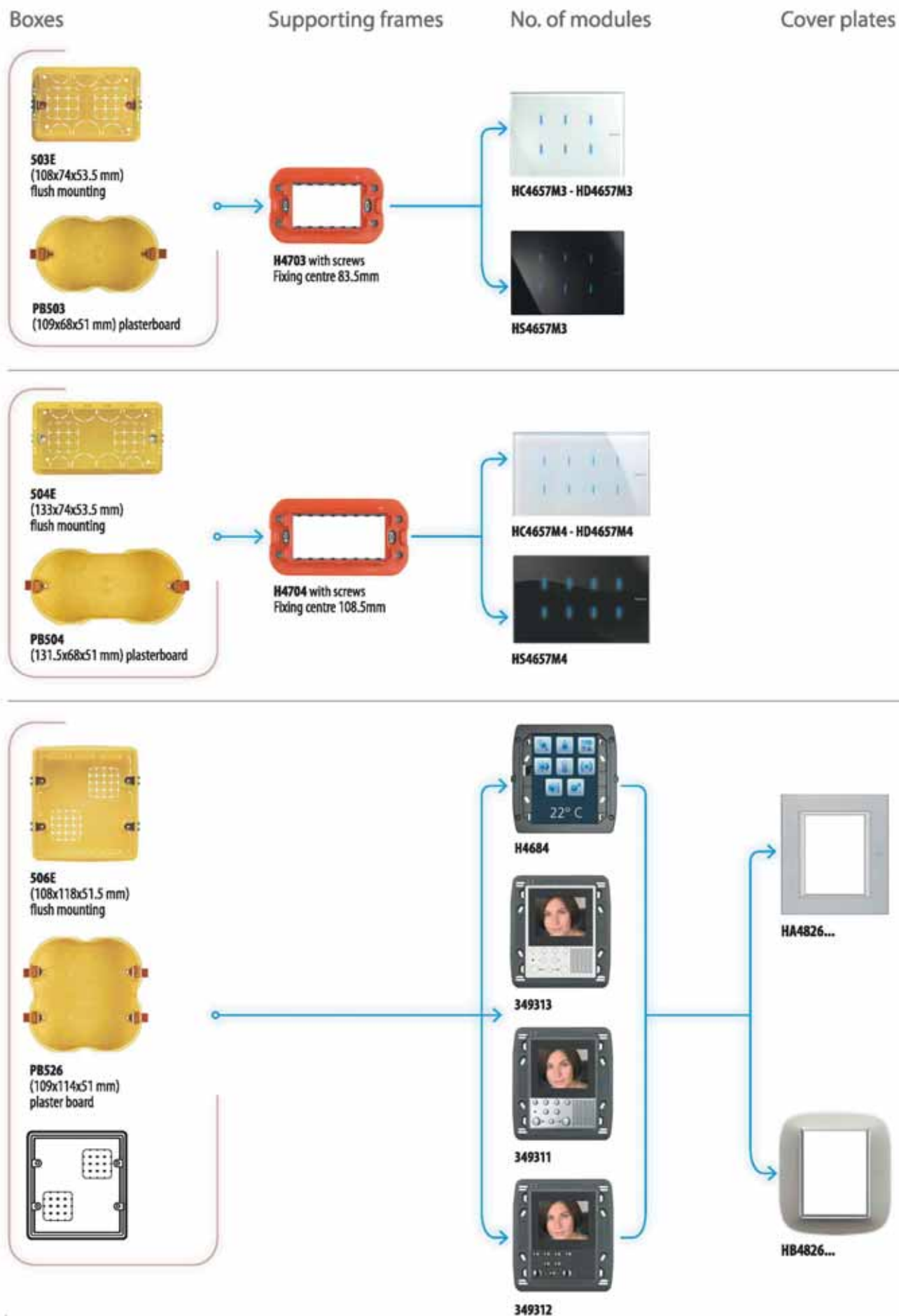
ELLIPTIC COVER PLATES

METALIZED						
	AXOLUTE aluminium	HB4802XC	HB4803XC	HB4804XC	HB4806XC	HB4826XC
	AXOLUTE anthracite	HB4802XS	HB4803XS	HB4804XS	HB4806XS	HB4826XS
	solid black	HB4802NR	HB4803NR	HB4804NR	HB4806NR	HB4826NR
LIQUID						
	liquid white	HB4802DB	HB4803DB	HB4804DB	HB4806DB	HB4826DB
	liquid ivory	HB4802DA	HB4803DA	HB4804DA	HB4806DA	HB4826DA
	liquid blue	HB4802DZ	HB4803DZ	HB4804DZ	HB4806DZ	HB4826DZ
	liquid orange	HB4802DR	HB4803DR	HB4804DR	HB4806DR	HB4826DR
	liquid green	HB4802DV	HB4803DV	HB4804DV	HB4806DV	HB4826DV
GLOSSY						
	shiny gold	HB4802OR	HB4803OR	HB4804OR	HB4806OR	HB4826OR
	light titanium	HB4802TC	HB4803TC	HB4804TC	HB4806TC	HB4826TC
	silver mat	HB4802SAN	HB4803SAN	HB4804SAN	HB4806SAN	HB4826SAN
	gold mat	HB4802OS	HB4803OS	HB4804OS	HB4806OS	HB4826OS
WOOD						
	maple	HB4802LAE	HB4803LAE	HB4804LAE	HB4806LAE	HB4826LAE
	cherrywood	HB4802LCA	HB4803LCA	HB4804LCA	HB4806LCA	HB4826LCA
	walnut	HB4802LNC	HB4803LNC	HB4804LNC	HB4806LNC	HB4826LNC
STEEL						
	shiny Alessi stainless steel	HB4802AXL	HB4803AXL	HB4804AXL	HB4806AXL	HB4826AXL
	brushed Alessi stainless steel	HB4802AXS	HB4803AXS	HB4804AXS	HB4806AXS	HB4826AXS
LEATHER						
	sand leather	HB4802SLC	HB4803SLC	HB4804SLC	HB4806SLC	HB4826SLC
	coffee leather	HB4802SLS	HB4803SLS	HB4804SLS	HB4806SLS	HB4826SLS
WHITE						
	AXOLUTE white	HB4802HD	HB4803HD	HB4804HD	HB4806HD	HB4826HD
	Corian® Glacier white	HB4802CGW	HB4803CGW	HB4804CGW	HB4806CGW	HB4826CGW

SUPPORTING FRAMES

with screws		H4703	H4704	H4706	H4726
with clips	H4702IT				
luminous supporting frames (with screws) for elliptic cover plates	HB4702X	HB4703X	HB4704X		

WHICE-NIGHTER AND WHITE GLASS CONTROLS, TOUCH SCREEN AND VIDEODISPLAY - ASSEMBLY



TOUCH SCREEN AND VIDEO DISPLAY COVER PLATES: TABLE FOR SELECTING CODES

ITEMS

H4684	Touch screen
349313	White video display
349311	Tech video display
349312	Anthracite video display

RECTANGULAR COVER PLATES

MONOCHROME		
	AXOLUTE white	HA4826HD
	Tech	HA4826HC
	Anthracite	HA4826HS
ALUMINIUM		
	brushed aluminium	HA4826XC
	brushed anthracite	HA4826XS
	brushed titanium	HA4826NX
LACQUERED		
	white Limoges	HA4826BG
	red China	HA4826RC
	green Sèvres	HA4826VS
	blue Meissen	HA4826BM
ANODIZED		
	brushed chrome	HA4826CR
	brushed bronze	HA4826BR
	brushed mercury	HA4826AZ
	silver mat	HA4826SAN
WOOD		
	ashwood	HA4826LFR
	teak	HA4826LTK
	wenge	HA4826LWE
GLASS		
	black glass	HA4826VNN
	blue glass	HA4826VZS
	kristall glass	HA4826VKA
	mirror glass	HA4826VSA
	white glass	HA4826VBB
NIGHTER AND WHICE		
	Nighter	HA4826VNB
	Whice	HA4826VSW
STONE		
	slate	HA4826RLV
	Carrara marble	HA4826RMC













ELLIPTIC COVER PLATES

METALLIZED		
	AXOLUTE aluminium	HB4826XC
	AXOLUTE anthracite	HB4826XS
	solid black	HB4826NR
LIQUID		
	liquid white	HB4826DB
	liquid ivory	HB4826DA
	liquid blue	HB4826DZ
	liquid orange	HB4826DR
	liquid green	HB4826DV
GLOSSY		
	shiny gold	HB4826OR
	light titanium	HB4826TC
	silver mat	HB4826SAN
	gold mat	HB4826OS
WOOD		
	maple	HB4826LAE
	cherrywood	HB4826LCA
	walnut	HB4826LNC
STEEL		
	shiny Alessi stainl. steel	HB4826AXL
	brushed Alessi stainl. steel	HB4826AXS
	shiny steel	HB4826ACL
	brushed steel	HB4826ACS
LEATHER		
	sand leather	HB4826SLC
	coffee leather	HB4826SLS
WHITE		
	AXOLUTE white	HB4826HD
	Corian® Glacier white	HB4826CGW

RECTANGULAR COVER PLATES (3 MODULES)

MONOCHROME				
	Finishing: AXOLUTE white - HD	Finishing: Tech - HC	Finishing: Anthracite - HS	
ALUMINIUM				
	Finishing: Brushed aluminium - XC	Finishing: Brushed anthracite - XS	Finishing: Brushed titanium - NX	
LACQUERED				
	Finishing: White Limoges - BG	Finishing: Red China - RC	Finishing: Blue Meissen - BM	Finishing: Green Sèvres - VS
ANODIZED				
	Finishing: Brushed chrome - CR	Finishing: Brushed bronze - BR	Finishing: Brushed mercury - AZ	
				
	Finishing: Silver - SAN			

Finishes in fine material

WOOD			
	Finishing: Ashwood - LFR	Finishing: Teak - LTK	Finishing: Wenge - LWE
GLASS			
	Finishing: Black glass - VNN	Finishing: Blue glass - VZS	Finishing: Kristall glass - VKA
			
	Finishing: Mirror glass - VSA	Finishing: White glass - VBB	
NIGHTER AND WHICE			
	Finishing: Nighter - VNB	Finishing: Whice - VSW	
STONE			
	Finishing: Slate - RLV	Finishing: Carrara marble - RMC	

NOTE ON WOODEN AND STONE COVER PLATES: these cover plates are made with 100% natural materials, hence there could be small shade differences between one plate and the other. The photos are thus indicative.

ELLIPTIC COVER PLATES (3 MODULES)

METALIZED



Finishing: Axolute aluminum - XC



Finishing: Axolute anthracite - XS



Finishing: Solid black - NR

LIQUID



Finishing: Liquid white - DB



Finishing: Liquid Ivory - DA



Finishing: Liquid blue - DZ



Finishing: Liquid orange - DR



Finishing: Liquid green - DV

GLOSSY



Finishing: Shiny gold - OR



Finishing: Silver mat - SAN












Finishing: Light titanium - TC



Finishing: Gold mat - OS

Finishes in fine material

WOOD			
	Finishing: Maple - LAE	Finishing: Cherrywood - LCA	Finishing: Walnut - LNC
ALESSI STEEL			
	Finishing: Shiny Alessi® stainless steel - AXL	Finishing: Brushed Alessi® stainless steel - AXS	
LEATHER			
	Finishing: Sand leather - SLC	Finishing: Coffee leather - SLS	
WHITE			
	Finishing: AXOLUTE white - HD	Finishing: Corian® Glacier white - CGW	


NOTE ON WOODEN COVER PLATES: these cover plates are made with 100% natural materials, hence there could be small shade differences between one plate and the other. The photos are thus indicative.

Corian® is a registered trademark DuPont™.

Alessi® is a registered trademark.

Axolute^{Air}

Choose your color



AXOLUTE WHITE - HD











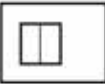
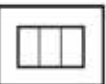
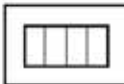
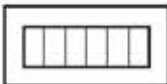
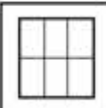


TECH - HC



ANTHRACITE - HS

Installation guide

Cover plate modules	2	3	4	6	3+3
Plasterboard or flush mounted box	 503E	 503E	 504E	 506L	 506E
Support	 H4703W	 H4703W**	 H4704W	 H4706W*	 H4726W*
Light point					

MONOCHROME

AXOLUTE White	HW4819HD	HW4803HD	HW4804HD	HW4806HD*	HW4826HDN*
Tech	HW4819HC	HW4803HC	HW4804HC	HW4806HC*	HW4826HCN*
Anthracite	HW4819HS	HW4803HS	HW4804HS	HW4806HS*	HW4826HSN*

* Availability during 2015. For information please contact the BTicino sales technicians

Note: Contact the BTicino sales technicians for the installation of MyHome 3.5 screen and Videodisplay

** Backing with knock-outs: to be removed if 3 modules are installed.

Note: Use the tool with suction cups item H4892KY to remove the installed cover plates

Visit our showroom



Bticino (Thailand) Ltd.
At Ploenchit Center 12nd floor
Monday to Friday (9 am. – 5 pm.)



BTICINO PHILIPPINES, INC.
G/F All Seasons Bldg
Monday to Friday (9 am. – 5 pm.)



BTicino (Thailand) Limited
Bangkok I Office : 10f Ploenchit Center, 2 Sukhumvit Road,
Klongtoey, Bangkok 10110
Tel. 02 656 9162-7
Fax. 02 656 9197

Phuket Unit 16 The Court Yard, 90/5 Moo 2, Chaofa Road West,
Vichit, Muang, Phuket 83000
Tel. 076 264 477
Fax. 076 264 494

www.bticino.co.th
info.thailand@bticino.com

BTICINO PHILIPPINES, INC.
G/F All Seasons Bldg., 112 Aguirre St., Legaspi Village
1229 Makati City, Philippines
Tel. (+63 2) 892-8972
Fax (+63 2) 892-8971

BTicino (Thailand) Limited reserves the right to change specifications, designs and prices without notice. All illustrations and descriptions are for pure guidance.

บริษัทฯ ขอสงวนสิทธิ์ ในการเปลี่ยนแปลงรายละเอียด การออกแบบ และราคาของสินค้า โดยไม่ต้องแจ้งให้ทราบล่วงหน้า - ราคาสินค้ายังไม่รวมภาษีมูลค่าเพิ่ม