



THE ENTIRE RANGE OF LAMPS AT A GLANCE

OSRAM LED LAMPS FROM LEDVANCE

September 2020



LEDVANCE is licensee of product trademark
OSRAM for lamps products in general lighting.

LEDVANCE: ADVANCING LIGHT

FED UP WITH BAD LIGHT? BETTER SWITCH TO OSRAM LED LAMPS FROM LEDVANCE.

As a trusted partner with more than 100 years' experience in general lighting, we are committed to overcoming the battle against bad lighting. At LEDVANCE, we combine tradition with modern, forward-looking lighting technology and thus build on long-standing customer relationships and a strong sales network. We are experts in general lighting globally and trailblazers when it comes to technology trends and the rapidly changing requirements for good light.

We are a strong partner locally with a presence in more than 140 countries and address the specific needs of our customers together with our teams of specialists – regardless of whether luminaires, lamps or electronic components.

LEDVANCE boasts an extensive portfolio of LED lamps designed for the most varied applications and requirements of lighting professionals and customers. There are many good arguments in favour of LED lamps under the OSRAM brand in the LEDVANCE product range: up to CRI 97, VDE-certified products¹ and a guarantee of up to five years².

To this end, we will continue developing advanced products into the future too and provide you with the best possible support in your individual battle against bad light.



¹ VDE-certified under IEC62776: SubstiTUBE® Advanced Ultra Output/Advanced T8 EM, Connected Sensor
² For further information and exact guarantee conditions, please visit www.ledvance.com/guarantee

CONTENTS




LED TUBES

11



SPECIAL LED LAMPS

32




LED LAMPS WITH CLASSIC BULB SHAPES

54



LED REFLECTOR LAMPS

77



LED LAMPS WITH ADDED FUNCTION

96



All technical parameters apply to the entire lamp. Because of the complex manufacturing process for light emitting diodes (LEDs), the specified typical values for LED technical parameters represent only purely statistical variables. They do not necessarily correspond to the actual technical parameters for each individual product which can deviate from the typical value.

A JOINT OFFENSIVE – ON OUR MISSION FOR SAFE AND CONVENIENT LIGHTING

OUR HIGHLIGHTS FOR YOUR SUCCESS

Do you want to do more each day than simply meet the challenges of your everyday life? Do you want to also meet the demands of your customers and also your own? At least the matter of finding the right lighting won't be in your way!

Look forward to a massive boost in a wide variety of applications! In industry, car parks, outdoor lighting, at the office, in shops or facility management ...: Impress your customers with outstanding energy efficiency, innovative functions, ideal designs – and long-lasting LED light quality at its best.

Here's an overview of your new allies on our joint mission for good lighting.



01
Page
11

**OSRAM SUBSTITUBE® PRO
ULTRA OUTPUT T8 EM**
High-performance LED tubes for demanding lighting tasks. Made of glass with splitter protection, shatterproof, flicker-free, very high resistance to switching loads and also VDE-certified.

02
Page
19

**OSRAM SUBSTITUBE® CONNECTED
ADVANCE ULTRA OUTPUT T8 EM**
LED tubes with splitter protection for wireless connection via ZigBee 3.0. No bending thanks to glass technology, very high resistance to switching loads, with splitter protection. Can only be operated with the LEDVANCE Connected Sensor.

03
Page
20

LEDVANCE CONNECTED SENSOR
Wirelessly connectable sensor with combined presence and daylight detection. Transmission standard: ZigBee 3.0. Very easy to install and use.

04

OSRAM PARATHOM® PAR16

LED reflector lamp in an attractive glass design. Design, dimensions and luminous flux comparable to an incandescent or halogen bulb, very high colour rendering index $R_a \leq 97$.

Page
77

05

OSRAM PARATHOM® MR16


Excellent LED replacement for low-voltage halogen reflector lamps. In a glass design, very durable and with very high colour rendering $R_a \leq 97$.

Page
80

06

OSRAM PARATHOM® CLASSIC A 150 DIM

First dimmable 150 W classic LED lamp in full glass. Can be operated with many common dimmers.

Page
54

07

07

OSRAM HQL LED PRO

Perfect replacement for HID lamps. In a new design, CCG-compatible, with high protection class (IP65) and a life of up to 50,000 hours.

Page
37

08

OSRAM DULUX® F LED

Traditional design made of full glass. CCG-compatible and can be operated on mains voltage.

Page
36

09

OSRAM PARATHOM® SLIM LINE R7S

Especially slim LED replacement for conventional tubular halogen lamps. Also suitable for small design luminaires thanks to compact design.

Page
52

10

OSRAM LED SPECIAL T SLIM DIM

First dimmable LED replacement for halogen lamps with B15d base. Ideal especially for many small design luminaires. Easy to replace thanks to compact design.

Page
48

11

OSRAM PARATHOM® SPEZIAL T26

Special LED lamp for fridges, design luminaires or sewing machines, for example. Very compact dimensions, good all-round light distribution.

Page
46

SMART⁺ LIGHTING SOLUTIONS ALWAYS THE RIGHT CHOICE, ALWAYS SMART

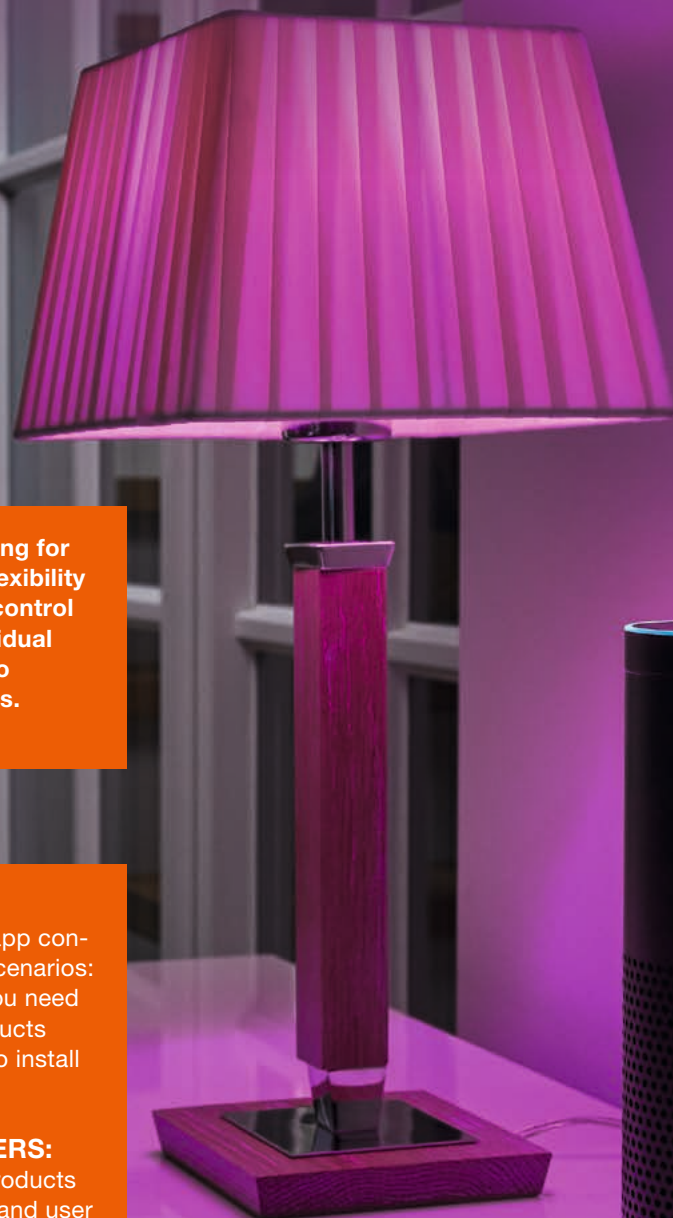
The demands placed on lighting are calling for more and more versatility. This means flexibility plays a crucial role in suitably adapting control and compatibility to accommodate individual moods and needs. The SMART⁺ portfolio for living areas meets these requirements. It benefits you – and your customers.

YOUR ADVANTAGES:

Whether it's lamps or luminaires, voice or app control, simple functions or complex lighting scenarios: With LEDVANCE, you receive everything you need for smart lighting from one source. All products share one thing in common: They're easy to install and offer top value for the money!

ADVANTAGES FOR YOUR CUSTOMERS:

The SMART⁺ portfolio offers compelling products that combine innovation, quality, reliability and user friendliness. With this portfolio, it doesn't matter what kind of "lighting knowledge" your customers may have – thanks to the large selection of WiFi, Bluetooth and ZigBee functionalities, a suitable smart lighting solution can be found for almost any need.



SMART+ LIGHTING SOLUTIONS: LIGHT TO SUIT YOUR EVERY MOOD



For many, “smart light” means completely uncharted territory — and this is where we step in with our WiFi portfolio to offer the ideal product range. Simple functions help users experience their first “aha” moments.

And how does this benefit you? Easy installation, a good price-performance ratio and the option to incorporate up to 250 devices into the system.

KEY SALES ARGUMENTS FOR YOUR CONVERSATIONS WITH CUSTOMERS:



CAN BE CONTROLLED FROM ANYWHERE



CAN BE CONTROLLED BY VOICE



CAN BE CONTROLLED USING FREE LEDVANCE SMART+ APP OR PARTNER APP



Do your customers already have sound knowledge of smart lighting? Then LEDVANCE Bluetooth mesh products are exactly the right choice for them.

But as an installation specialist, you, too, benefit — from wireless installation without a gateway, high safety and security standards, and up to 30,000 devices that can be integrated.

KEY SALES ARGUMENTS FOR YOUR CONVERSATIONS WITH CUSTOMERS:



CAN BE CONTROLLED FROM ANYWHERE



CAN BE CONTROLLED BY VOICE



CAN BE CONTROLLED USING FREE LEDVANCE SMART+ APP OR PARTNER APP



BLUETOOTH MESH FUNCTION



Installed using a gateway, the ZigBee portfolio is suitable for customers who have exacting requirements as well as features options for complex applications along with the basic functions.

Thanks to their excellent compatibility, the products can be integrated into other existing smart home installations you may have and guarantee your customers necessary safety and security standards.

KEY SALES ARGUMENTS FOR YOUR CONVERSATIONS WITH CUSTOMERS:



CAN BE CONTROLLED FROM ANYWHERE



CAN BE CONTROLLED BY VOICE



CAN BE CONTROLLED USING PARTNER APP



MESH FUNCTION



GATEWAY FOR DIRECT COMMUNICATION BETWEEN THE PRODUCTS

LET YOURSELF STAND IN THE BEST LIGHT:
The Smart+ range of products have the best resale arguments



OSRAM SUBSTITUBE® T8 EM PRODUCT SEGMENTATION



Every project is different, every lighting task is different, every customer has different requirements: With our new product segmentation for the OSRAM SubstiTUBE® T8 EM family, we now offer you targeted support to ensure you have the perfect LED tubes for every application. The new OSRAM SubstiTUBE® PRO T8 EM stands for flicker-free high-performance lighting with splitter protection, extremely high efficiency – and everything certified according to VDE. The reworked OSRAM SubstiTUBE® ADVANCED T8 EM combines high efficiency with a high light yield at an unbeatable price in the professional segment. The OSRAM SubstiTUBE® Value T8 EM offers efficient, cost-conscious LED light.

**CCG/AC
mains**
Mains
voltage

FOR DEMANDING
LIGHTING
INSTALLATIONS:

**OSRAM
SUBSTITUBE®
PRO
T8 EM**
▶ Page 11 – 12

- VDE-certified 
- Max. light output of up to 3,700 lm
- Max. efficiency of up to 175 lm/W
- A life of up to 60,000 hours
- Flicker-free according to EU 2019/2020
- Glass design with splitter protection
- For supermarkets, industry and warehouses, offices, etc.



FOR AN IDEAL
PRICE-PERFORMANCE
RATIO:

**OSRAM
SUBSTITUBE®
ADVANCED
T8 EM**
▶ Page 13 – 14

- Max. light output of up to 3,700 lm
- High efficiency up to 160 lm/W
- A life of up to 50,000 hours
- Glass design
- For industry and warehouses, offices, car parks, etc.



FOR COST-
CONSCIOUS LIGHTING
INSTALLATIONS:

**OSRAM
SUBSTITUBE®
VALUE
T8 EM**
▶ Page 15

- Good light output of up to 2,200 lm
- Good efficiency up to 110 lm/W
- A life of up to 30,000 hours
- Glass design
- For car parks, facility management, corridors, etc.



REFERENCE PROJECT: CAR PARK IN UTRECHT – MORE SECURITY, LOWER COSTS

MORE SECURITY, LOWER COSTS: INTELLIGENT CONNECTED LIGHTING FOR THE HOOG CATHARIJNE CAR PARK IN UTRECHT

The challenge

Installing conventional light management systems in car parks is often a complex and cost-intensive task, because there are usually no cable ducts available for the rewiring or DALI cabling. If sensors are also to be integrated, that often requires a separate control unit.

The solution

850 OSRAM SubstiTUBE® Connected T8 LED tubes in robust LEDVANCE damp-proof housing were used. The lamps can be controlled wirelessly via the ZigBee 3.0 communication standard and connected to the LEDVANCE Connected Sensors. Thanks to LED technology, zonal dimming, presence and daylight detection, the smart system now saves considerably more energy than the fluorescent lamps installed previously.

The benefits

Optimum lighting

The OSRAM SubstiTUBE® T8 Connected LED tubes were developed specifically for use in car parks, factories, warehouses and corridors.

Efficient system

The cool white light colour (4,000 K) of the LED lamps now ensures much better lighting for the car park. At the same time, the electricity costs can be significantly reduced thanks to the motion and daylight sensor technology, because the times when 100 percent light had to burn around the clock are definitely over since the upgrade to the connected system.

Simple installation

The system allows professional, wirelessly connected light management without extensive wiring and programming.



“The choice was made on the Connected system from LEDVANCE, existing of OSRAM Connected LED tubes and LEDVANCE Connected Sensors. The reason for this is the ease of installation, energy efficiency and low costs at maintenance intervals of up to 6 years because the LED tubes can be easily replaced“.

Hans Smit of LichtServiceNederland BV

PROJECT DETAILS:

Upgrade to a connected lighting system in a car park in Utrecht

Application: Indoor Parking

Technology: LED technology, sensor technology, wirelessly connected light control via ZigBee 3.0

Products:

- 850 OSRAM SubstiTUBE® Connected G2 1,500 mm, light colour 840
- 800 LEDVANCE damp-proof housing 1,500 1x/2x
- 25 LEDVANCE Connected Sensors ST8 High Bay

Hoog Catharijne

P1



hoogte 2 meter

Max. doorrij



SubstiTUBE PRO Ultra Output EM^{1,2}

High performance LED tubes for electromagnetic control gears, shatterproof



1



3

PRODUCT FEATURES

- LED replacement for classic T8 fluorescent lamps with G13 socket for use in CCG luminaires or on AC mains
- Low flicker according to EU 2019/2020
- Lamp tube made of glass with splinter
- VDE certified according to IEC62776
- For especially uniform illumination

PRODUCT BENEFITS

- No bending thanks to glass technology
- Shatter protection thanks to special PET coating
- Support the implementation of the HACCP concepts from production through to presentation
- Very high resistance to switching loads
- High luminous flux for sophisticated lighting tasks

AREAS OF APPLICATION

- General illumination within ambient temperatures from -20...+50 °C
- Illumination of production areas
- Traffic zones and corridors
- Supermarkets and department stores
- Industry

Product name	GTIN (EAN)	w/w	mm	$\frac{l}{mm}$	W	lm	lm/W	K	°C	CRI	t _h ⁴	⁵	Icons	No.
ST8PROUO-EM 14,3 W/3000K 1200 mm	4058075453968	36	G13	1,212	14.3	2,250	158	3,000	190	83	60,000	A++	10	1
ST8PROUO-EM 14,3 W/4000K 1200 mm	4058075453982	36	G13	1,212	14.3	2,500	175	4,000	190	83	60,000	A++	10	1
ST8PROUO-EM 14,3 W/6500K 1200 mm	4058075454002	36	G13	1,212	14.3	2,500	175	6,500	190	83	60,000	A++	10	1
ST8PROUO-EM 21,1 W/3000K 1500 mm	4058075454026	58	G13	1,513	21.1	3,330	158	3,000	190	83	60,000	A++	10	1
ST8PROUO-EM 21,1 W/4000K 1500 mm	4058075454040	58	G13	1,513	21.1	3,700	175	4,000	190	83	60,000	A++	10	1
ST8PROUO-EM 21,1 W/6500K 1500 mm	4058075454064	58	G13	1,513	21.1	3,700	175	6,500	190	83	60,000	A++	10	1

SAFETY ADVICE

Not suitable for operation with electronic control gear.

Operation in outdoor applications in suitable damp-proof luminaires possible according to data sheet and installation instruction.

¹ Protection class: IP20 | ² Non-dimmable | ³ You will find further information and the exact guarantee terms and conditions at www.ledvance.com/guarantee | ⁴ L70/B50 |

⁵ Energy efficiency class (EEC) on a scale of A++ (highest efficiency) to E (lowest efficiency)

SubstiTUBE PRO EM^{1,2}

High performance LED tubes for electromagnetic control gears, shatterproof



1



3

PRODUCT FEATURES

- LED replacement for classic T8 fluorescent lamps with G13 socket for use in CCG luminaires or on AC mains
- Low flicker according to EU 2019/2020
- Lamp tube made of glass with splinter protection e.g. for food industry applications
- VDE certified according to IEC62776
- Single and tandem operation on conventional control gear (0.6 m version)

PRODUCT BENEFITS

- No bending thanks to glass technology
- Shatter protection thanks to special PET coating
- Support the implementation of the HACCP concepts from production through to presentation
- Very high resistance to switching loads
- High luminous flux for sophisticated lighting tasks

AREAS OF APPLICATION

- General illumination within ambient temperatures from -20...+50 °C
- Illumination of production areas
- Traffic zones and corridors
- Supermarkets and department stores
- Industry

Product name	GTIN (EAN)	W	W	l [mm]	W	lm	lm/W	K	°C	CRI	t _h ⁴	5	6	7	8
ST8PRO-EM 6.7 W/4000K 600 mm	4058075454088	18	G13	603	6.7	1,100	165	4,000	190	83	60,000	A++	10	1	
ST8PRO-EM 6.7 W/6500K 600 mm	4058075454101	18	G13	603	6.7	1,100	165	6,500	190	83	60,000	A++	10	1	
ST8PRO-EM 10.3 W/4000K 900 mm	4058075454125	30	G13	908	10.3	1,700	165	4,000	190	83	60,000	A++	10	1	
ST8PRO-EM 10.3 W/6500K 900 mm	4058075454149	30	G13	908	10.3	1,700	165	6,500	190	83	60,000	A++	10	1	
ST8PRO-EM 12.1 W/4000K 1100 mm	4058075454163	38	G13	1,061	12.1	2,000	165	4,000	190	83	60,000	A++	10	1	
ST8PRO-EM 12.1 W/6500K 1100 mm	4058075454187	38	G13	1,061	12.1	2,000	165	6,500	190	83	60,000	A++	10	1	
ST8PRO-EM 12.7 W/4000K 1200 mm	4058075454200	36	G13	1,212	12.7	2,100	165	4,000	190	83	60,000	A++	10	1	
ST8PRO-EM 12.7 W/6500K 1200 mm	4058075454224	36	G13	1,212	12.7	2,100	165	6,500	190	83	60,000	A++	10	1	
ST8PRO-EM 18.8 W/4000K 1500 mm	4058075454248	58	G13	1,513	18.8	3,100	165	4,000	190	83	60,000	A++	10	1	
ST8PRO-EM 18.8 W/6500K 1500 mm	4058075454262	58	G13	1,513	18.8	3,100	165	6,500	190	83	60,000	A++	10	1	

SAFETY ADVICE

Not suitable for operation with electronic control gear.

Operation in outdoor applications in suitable damp-proof luminaires possible according to data sheet and installation instruction.

¹ Protection class: IP20 | ² Non-dimmable | ³ You will find further information and the exact guarantee terms and conditions at www.ledvance.com/guarantee | ⁴ L70/B50 |

⁵ Energy efficiency class (EEC) on a scale of A++ (highest efficiency) to E (lowest efficiency)

SubstiTUBE Advanced Ultra Output^{1,2}

LED tubes for electromagnetic control gears



1



PRODUCT FEATURES

- LED replacement for classic T8 fluorescent lamps with G13 socket for use in CCG luminaires or on AC mains
- Tube made of glass
- For especially uniform illumination
- Bright, robust and durable
- Mercury-free and RoHS compliant

PRODUCT BENEFITS

- No bending thanks to glass technology
- Quick, simple and safe replacement without rewiring
- Energy savings of up to 63 % (compared to T8 fluorescent lamp on CCG)
- Very high resistance to switching loads
- High luminous flux for sophisticated lighting tasks

AREAS OF APPLICATION

- General illumination within ambient temperatures from -20...+50 °C
- Illumination of production areas
- Traffic zones and corridors
- Supermarkets and department stores

Product name	GTIN (EAN)	W _{EM}	W	Im	lm	lm/W	K	°C	CRI	t _h	5	6	7	8	9
ST8AU-EM 15.6 W/3000K 1200 mm EM	4058075454620	58	G13	1,212	15.6	2,250	144	3,000	190	83	50,000	A++	10	1	
ST8AU-EM 15.6 W/4000K 1200 mm EM	4058075454644	58	G13	1,212	15.6	2,500	160	4,000	190	83	50,000	A++	10	1	
ST8AU-EM 15.6 W/6500K 1200 mm EM	4058075454668	58	G13	1,212	15.6	2,500	160	6,500	190	83	50,000	A++	10	1	
ST8AU-EM 23.1 W/3000K 1500 mm EM	4058075454682	36	G13	1,513	23.1	3,330	144	3,000	190	83	50,000	A++	10	1	
ST8AU-EM 23.1 W/4000K 1500 mm EM	4058075454705	36	G13	1,513	23.1	3,700	160	4,000	190	83	50,000	A++	10	1	
ST8AU-EM 23.1 W/6500K 1500 mm EM	4058075454729	36	G13	1,513	23.1	3,700	160	6,500	190	83	50,000	A++	10	1	

SAFETY ADVICE

Not suitable for operation with electronic control gear.

Operation in outdoor applications in suitable damp-proof luminaires possible according to data sheet and installation instruction.

¹ Protection class: IP20 | ² Non-dimmable | ³ You will find further information and the exact guarantee terms and conditions at www.ledvance.com/guarantee | ⁴ L70/B50 |

⁵ Energy efficiency class (EEC) on a scale of A++ (highest efficiency) to E (lowest efficiency)

SubstiTUBE Advanced^{1,2}

High performance LED tubes for electromagnetic control gears



1



PRODUCT FEATURES

- LED replacement for classic T8 fluorescent lamps with G13 socket for use in CCG luminaires or on AC mains
- Single and tandem operation on conventional control gear (0.6 m version)
- Tube made of glass
- Mercury-free and RoHS compliant
- Uniform illumination

PRODUCT BENEFITS

- No bending thanks to glass technology
- Quick, simple and safe replacement without rewiring
- Energy savings of up to 60 % (compared to T8 fluorescent lamp on CCG)
- Instant-on light, therefore ideally suitable in combination with sensor technology
- Very high resistance to switching loads

AREAS OF APPLICATION

- General illumination within ambient temperatures from -20...+50 °C
- Illumination of production areas
- Traffic zones and corridors
- Supermarkets and department stores
- Industry

Product name	GTIN (EAN)	w	W	Im	lm/W	K	°C	CRI	t _h	5	3	1		
ST8A-EM 7.3 W/4000K 600 mm EM	4058075454743	18	G13	603	7.3	1,100	150	4,000	190	83	50,000	A++	10	1
ST8A-EM 7.3 W/6500K 600 mm EM	4058075454767	18	G13	603	7.3	1,100	150	6,500	190	83	50,000	A++	10	1
ST8A-EM 14 W/4000K 1200 mm EM	4058075454781	36	G13	1,212	14	2,100	150	4,000	190	83	50,000	A++	10	1
ST8A-EM 14 W/6500K 1200 mm EM	4058075454804	36	G13	1,212	14	2,100	150	6,500	190	83	50,000	A++	10	1
ST8A-EM 20.6 W/4000K 1500 mm EM	4058075454828	58	G13	1,513	20.6	3,100	150	4,000	190	83	50,000	A++	10	1
ST8A-EM 20.6 W/6500K 1500 mm EM	4058075454842	58	G13	1,513	20.6	3,100	150	6,500	190	83	50,000	A++	10	1

SAFETY ADVICE

Not suitable for operation with electronic control gear.

Operation in outdoor applications in suitable damp-proof luminaires possible according to data sheet and installation instruction.

¹ Protection class: IP20 | ² Non-dimmable | ³ You will find further information and the exact guarantee terms and conditions at www.ledvance.com/guarantee | ⁴ L70/B50 |

⁵ Energy efficiency class (EEC) on a scale of A++ (highest efficiency) to E (lowest efficiency)

SubstiTUBE Value^{1,2}

Economic LED tubes for electromagnetic control gears



1



PRODUCT FEATURES

- LED replacement for classic T8 fluorescent lamps with G13 socket for use in CCG luminaires or on AC mains
- Uniform illumination
- Mercury-free and RoHS compliant
- Single and tandem operation on conventional control gear (0.6 m version)
- Tube made of glass

PRODUCT BENEFITS

- No bending thanks to glass technology
- Energy savings of up to 65 % (compared to T8 fluorescent lamp on CCG)
- Quick, simple and safe replacement without rewiring
- Instant-on light, therefore ideally suitable in combination with sensor technology
- Very high resistance to switching loads

AREAS OF APPLICATION

- General illumination within ambient temperatures from -20...+45 °C
- Corridors, stairways, parking garages
- Industry
- Warehouses
- Cooling and storage rooms

Product name	GTIN (EAN)	w×w	mm	$\frac{l}{\text{mm}}$	W	lm	lm/W	K	°C	CRI	t _h ⁴	⁵	Icons	No.
ST8V-EM 7.3 W/3000K 600 mm	4058075454446	18	G13	603	7.3	720	99	3,000	190	≥80	30,000	A+	10	1
ST8V-EM 7.3 W/4000K 600 mm	4058075454460	18	G13	603	7.3	800	110	4,000	190	≥80	30,000	A+	10	1
ST8V-EM 7.3 W/6500K 600 mm	4058075454484	18	G13	603	7.3	800	110	6,500	190	≥80	30,000	A+	10	1
ST8V-EM 16.4 W/3000K 1200 mm	4058075454507	36	G13	1,212	16.4	1,620	99	3,000	190	≥80	30,000	A+	10	1
ST8V-EM 16.4 W/4000K 1200 mm	4058075454521	36	G13	1,212	16.4	1,800	110	4,000	190	≥80	30,000	A+	10	1
ST8V-EM 16.4 W/6500K 1200 mm	4058075454545	36	G13	1,212	16.4	1,800	110	6,500	190	≥80	30,000	A+	10	1
ST8V-EM 20 W/3000K 1500 mm	4058075454569	58	G13	1,513	20	1,980	99	3,000	190	≥80	30,000	A+	10	1
ST8V-EM 20 W/4000K 1500 mm	4058075454583	58	G13	1,513	20	2,200	110	4,000	190	≥80	30,000	A+	10	1
ST8V-EM 20 W/6500K 1500 mm	4058075454606	58	G13	1,513	20	2,200	110	6,500	190	≥80	30,000	A+	10	1

SAFETY ADVICE

Not suitable for operation with electronic control gear.

Operation in outdoor applications in suitable damp-proof luminaires possible according to data sheet and installation instruction.

¹ Protection class: IP20 | ² Non-dimmable | ³ You will find further information and the exact guarantee terms and conditions at www.ledvance.com/guarantee | ⁴ L70/B50 |

⁵ Energy efficiency class (EEC) on a scale of A++ (highest efficiency) to E (lowest efficiency)

SubstiTUBE MOTION SENSOR^{1,2}

High performance LED tubes with integrated microwave sensor for electromagnetic control gears, shatterproof



1



PRODUCT FEATURES

- LED replacement for classic T8 fluorescent lamps with G13 socket for use in CCG luminaires or on AC mains
- Integrated microwave sensor with motion detection
- Automatic dimming to 20 % light output after 5 minutes without motion detection
- Automatic light switch off 7 minutes after the last motion detection
- Microwave sensor with 5,8 GHz

PRODUCT BENEFITS

- Energy savings of up to 90 % compared to conventional fluorescent lamp
- Quick, simple and safe replacement of fluorescent lamps without rewiring the CCG
- No bending thanks to glass technology
- Shatter protection thanks to special PET coating
- Support the implementation of the HACCP concepts from production through to presentation

AREAS OF APPLICATION

- General illumination within ambient temperatures from -20...+50 °C
- Corridors, stairways, parking garages
- Warehouses
- Walkways and corridors
- Storage rooms

Product name	GTIN (EAN)	W _{LED}	Socket	L _{LED} [mm]	W	lm	lm/W	K	Beam angle	CRI	t _h ⁴	Energy efficiency class ⁵	Shelf life	No.
ST8MS-EM 7.3 W/4000K 600 mm EM	4058075292413	18	G13	604	7.3	1,100	150	4,000	190	83	50,000	A++	8	1
ST8MS-EM 14 W/4000K 1200 mm EM	4058075292437	36	G13	1,212	14	2,100	150	4,000	190	83	50,000	A++	8	1
ST8MS-EM 20.6 W/4000K 1500 mm EM	4058075292451	58	G13	1,513	20.6	3,100	150	4,000	190	83	50,000	A++	8	1

SAFETY ADVICE

Not suitable for operation with electronic control gear.

Operation in outdoor applications in suitable damp-proof luminaires possible according to data sheet and installation instruction.

¹ Protection class: IP20 | ² Non-dimmable | ³ You will find further information and the exact guarantee terms and conditions at www.ledvance.com/guarantee | ⁴ L70/B50 | ⁵ Energy efficiency class (EEC) on a scale of A++ (highest efficiency) to E (lowest efficiency)

SubstiTUBE FOOD^{1,2}

High performance LED tubes for electromagnetic control gears, shatterproof, for food presentation



1



3

PRODUCT FEATURES

- LED replacement for classic T8 fluorescent lamps with G13 socket for use in CCG luminaires or on AC mains
- Lamp tube made of glass with splinter protection e.g. for food industry applications
- Specially tailored spectral distribution (comparable to T8 FL NATURA 76)
- VDE certified according to IEC62776
- Type of protection: IP20

PRODUCT BENEFITS

- Food looks fresh and appetizing without unduly “beautifying” it
- No bending thanks to glass technology
- Quick, simple and safe replacement of fluorescent lamps without rewiring the CCG
- Energy savings of up to 60 % (compared to T8 fluorescent lamp on CCG)
- Shatter protection thanks to special PET coating

AREAS OF APPLICATION

- General illumination within ambient temperatures from -20...+50 °C
- Supermarkets and department stores
- Bakeries, meat processors, butchers
- Shops
- Especially suitable for the food sector

Product name	GTIN (EAN)	W _{LED}	Socket	I _{lm} [lm]	W	lm	lm/W	K	Beam angle	CRI	t _h ⁴	Energy efficiency class ⁵	Shatterproof	Light bulb icon
ST8FOOD-EM 7.9 W/3300K 900 mm EM	4058075292475	30	G13	908	7.9	750	94	3,300	190	≥80	50,000	A+	10	1
ST8FOOD-EM 11.6 W/3300K 1200 mm EM	4058075292499	36	G13	1,212	11.6	1,100	94	3,300	190	≥80	50,000	A+	10	1
ST8FOOD-EM 17.9 W/3300K 1500 mm EM	4058075292512	58	G13	1,513	17.9	1,700	94	3,300	190	≥80	50,000	A+	10	1

SAFETY ADVICE

Not suitable for operation with electronic control gear.

Operation in outdoor applications in suitable damp-proof luminaires possible according to data sheet and installation instruction.

¹ Protection class: IP20 | ² Non-dimmable | ³ You will find further information and the exact guarantee terms and conditions at www.ledvance.com/guarantee | ⁴ L70/B50 |

⁵ Energy efficiency class (EEC) on a scale of A++ (highest efficiency) to E (lowest efficiency)

SubstiTUBE Start

Starter for SubstiTUBE EM (CCG)



1

PRODUCT FEATURES

- Substitute starter for the replacement of a fluorescent lamp with a LED tube
- Suitable for operation with low loss or conventional control gear or line voltage
- Integrated electrical fuse

PRODUCT BENEFITS

- Extremely break resistant thanks to cover made of polycarbonate
- Mercury-free and RoHS compliant

AREAS OF APPLICATION

- Not suitable for operation with electronic control gears

Product name	GTIN (EAN)		No.
SUBSTITUBE LED	4058075013674	20	1

SubstiTUBE Connected Advanced Ultra Output^{1,2}

LED tubes for electromagnetic control gears



1



PRODUCT FEATURES

- Network protocol: ZigBee 3.0 (2.4 GHz mesh network)
- Connected tube can be only operated with Connected sensor
- Dimmable only with LEDVANCE Connected Sensor

PRODUCT BENEFITS

- No bending thanks to glass technology
- Shatter protection thanks to special PET coating
- Short payback period thanks to low energy consumption and maintenance costs

AREAS OF APPLICATION

- General illumination within ambient temperatures from -20...+50 °C
- Parking lots, warehouses, production areas, stairways
- Industry
- Offices

Product name	GTIN (EAN)	W	W	l (mm)	W	lm	lm/W	K	°C	CRI	t _h	5	6	7
ST8AU-CON 7.5 W/4000K 600 mm	4058075187337	18	G13	603	7.5	1,100	146	4,000	160	83	50,000	A++	10	1
ST8AU-CON 7.5 W/6500K 600 mm	4058075187351	18	G13	603	7.5	1,100	146	6,500	160	83	50,000	A++	10	1
ST8AU-CON 16 W/4000K 1200 mm	4058075187375	36	G13	1,213	16	2,400	150	4,000	160	83	50,000	A++	10	1
ST8AU-CON 16 W/6500K 1200 mm	4058075187399	36	G13	1,213	16	2,400	150	6,500	160	83	50,000	A++	10	1
ST8AU-CON 24 W/4000K 1500 mm	4058075187634	58	G13	1,513	24	3,600	150	4,000	160	83	50,000	A++	10	1
ST8AU-CON 24 W/6500K 1500 mm	4058075187658	58	G13	1,513	24	3,600	150	6,500	160	83	50,000	A++	10	1

SAFETY ADVICE

Operation in outdoor applications in suitable damp-proof luminaires possible according to data sheet and installation instruction.

¹ Protection class: IP20 | ² Non-dimmable | ³ You will find further information and the exact guarantee terms and conditions at www.ledvance.com/guarantee | ⁴ L70/B50 |

⁵ Energy efficiency class (EEC) on a scale of A++ (highest efficiency) to E (lowest efficiency)

SubstiTUBE Connected Sensor Low Bay

Stand-alone sensors



1



PRODUCT FEATURES

- Wireless smart PIR motion sensor
- Mounting height up to 4 m
- Two step dimming: 20 % and 100 % light output
- Network protocol: ZigBee 3.0 (2.4 GHz mesh network)
- Connected tube can be only operated with Connected sensor

PRODUCT BENEFITS

- Multiple sensors can be networked
- Control of compatible products without Internet connection or smart devices
- Easy to install and use

AREAS OF APPLICATION

- For indoor use only (IP54)
- Passive infra red sensor for ambient temperatures between -20 and +50 °C
- Parking lots, warehouses, production areas, stairways
- Industry
- Offices

Product name	GTIN (EAN)	INFRARED	L x W x H [mm]	IP	V _{DC}	kHz ECG	Icons	Light No.
Connected Sensor ST8 LB	4058075232969	Passive infrared (PIR)	126.0x65	IP54	220...240	50	27	1

¹ You will find further information and the exact guarantee terms and conditions at www.ledvance.com/guarantee

SubstiTUBE Connected Sensor High Bay

Stand-alone sensors



1



PRODUCT FEATURES

- Wireless smart PIR motion sensor
- Mounting height: 4...14 m
- Two step dimming: 20 % and 100 % light output
- Network protocol: ZigBee 3.0 (2.4 GHz mesh network)
- Connected tube can be only operated with Connected sensor

PRODUCT BENEFITS

- Multiple sensors can be networked
- Control of compatible products without Internet connection or smart devices
- Easy to install and use

AREAS OF APPLICATION

- For indoor use only (IP54)
- Parking lots, warehouses, production areas, stairways
- Passive infra red sensor for ambient temperatures between -20 and +50 °C
- Industry

Product name	GTIN (EAN)	INFRARED	L x W x H [mm]	IP	V _{DC}	kHz ECG	Icons	Light No.
Connected Sensor ST8 HB	4058075232983	Passive infrared (PIR)	126.0x65	IP54	220...240	50	27	1

¹ You will find further information and the exact guarantee terms and conditions at www.ledvance.com/guarantee

SubstiTUBE Connected Sensor Remote

Connected Sensor Remote for LEDVANCE Connected Sensor HB and LB



1



PRODUCT FEATURES

- Compatible with LEDVANCE Connected Sensor HB and LB (Gen 2)
- Battery included (Lithium, 3 V)

PRODUCT BENEFITS

- LEDVANCE Connected sensor remote control for easy installation
- 3 years guarantee

Product name	GTIN (EAN)	L x W x H [mm]		
CONNECTED SENSOR REMOTE 10X1 LEDV	4058075374034	58.0x8.0x8	10	1

¹ You will find further information and the exact guarantee terms and conditions at www.ledvance.com/guarantee

SubstiTUBE Advanced UO UN^{1,2}

LED tubes for electronic and electromagnetic control gears, shatterproof



Compatibility list also online:
ledvance.com/compatibility



1



PRODUCT FEATURES

- Compatible with conventional and many common electronic control gears (see also compatibility list) and line voltage
- Lamp tube made of glass with splinter protection e.g. for food industry applications
- For especially uniform illumination

PRODUCT BENEFITS

- No bending thanks to glass technology
- Shatter protection thanks to special PET coating
- Also suitable for operation at low temperatures
- High luminous flux for sophisticated lighting tasks
- Easy installation

AREAS OF APPLICATION

- General illumination within ambient temperatures from -20...+50 °C
- Supermarkets and department stores
- Industry
- Illumination of production areas

Product name	GTIN (EAN)	ø	W	Im	lm/W	K	°C	CRI	t _h	Energy efficiency class	RoHS	LEDVANCE No.		
ST8AU-UN 15 W/4000K 1200 mm	4058075137769	36	G13	1,200	15	2,400	160	4,000	160	83	60,000	A++	10	1
ST8AU-UN 15 W/6500K 1200 mm	4058075137783	36	G13	1,200	15	2,400	160	6,500	160	83	60,000	A++	10	1
ST8AU-UN 23 W/4000K 1500 mm	4058075137806	58	G13	1,500	23	3,700	160	4,000	160	83	60,000	A++	10	1
ST8AU-UN 23 W/6500K 1500 mm	4058075137820	58	G13	1,500	23	3,700	160	6,500	160	83	60,000	A++	10	1

SAFETY ADVICE

Operation in outdoor applications in suitable damp-proof luminaires possible according to data sheet and installation instruction.

¹ Protection class: IP20 | ² Non-dimmable | ³ You will find further information and the exact guarantee terms and conditions at www.ledvance.com/guarantee | ⁴ L70/B50 | ⁵ Energy efficiency class (EEC) on a scale of A++ (highest efficiency) to E (lowest efficiency)

SubstiTUBE Advanced UN^{1,2}

LED tubes for electronic and electromagnetic control gears



Compatibility list also online:
ledvance.com/compatibility



1



PRODUCT FEATURES

- Compatible with conventional and many common electronic control gears (see also compatibility list) and line voltage
- Lamp tube made of glass with splinter protection e.g. for food industry applications
- For especially uniform illumination

PRODUCT BENEFITS

- No bending thanks to glass technology
- Shatter protection thanks to special PET coating
- Also suitable for operation at low temperatures
- High luminous flux for sophisticated lighting tasks
- Easy installation

AREAS OF APPLICATION

- General illumination within ambient temperatures from -20...+50 °C
- Supermarkets and department stores
- Industry
- Illumination of production areas

Product name	GTIN (EAN)	W	W	l [mm]	W	lm	lm/W	K	°C	CRI	t _h ⁴	5	6	7
ST8A-UN 7.5 W/3000K 600 mm	4058075137585	18	G13	600	7.5	1,000	133	3,000	160	83	50,000	A++	10	1
ST8A-UN 7.5 W/4000K 600 mm	4058075137608	18	G13	600	7.5	1,100	146	4,000	160	83	50,000	A++	10	1
ST8A-UN 7.5 W/6500K 600 mm	4058075137622	18	G13	600	7.5	1,100	146	6,500	160	83	50,000	A++	10	1
ST8A-UN 14 W/3000K 1200 mm	4058075137646	36	G13	1,200	14	1,900	135	3,000	160	83	50,000	A++	10	1
ST8A-UN 14 W/4000K 1200 mm	4058075137660	36	G13	1,200	14	2,100	150	4,000	160	83	50,000	A++	10	1
ST8A-UN 14 W/6500K 1200 mm	4058075137684	36	G13	1,200	14	2,100	150	6,500	160	83	50,000	A++	10	1
ST8A-UN 20 W/3000K 1500 mm	4058075137707	58	G13	1,500	20	2,800	140	3,000	160	83	50,000	A++	10	1
ST8A-UN 20 W/4000K 1500 mm	4058075137721	58	G13	1,500	20	3,100	155	4,000	160	83	50,000	A++	10	1
ST8A-UN 20 W/6500K 1500 mm	4058075137745	58	G13	1,500	20	3,100	155	6,500	160	83	50,000	A++	10	1

SAFETY ADVICE

Operation in outdoor applications in suitable damp-proof luminaires possible according to data sheet and installation instruction.

¹ Protection class: IP20 | ² Non-dimmable | ³ You will find further information and the exact guarantee terms and conditions at www.ledvance.com/guarantee | ⁴ L70/B50 | ⁵ Energy efficiency class (EEC) on a scale of A++ (highest efficiency) to E (lowest efficiency)

SubstiTUBE Value UN^{1,2}

LED tubes for electronic and electromagnetic control gears



Compatibility list also online:
ledvance.com/compatibility



1



PRODUCT FEATURES

- Compatible with conventional and many common electronic control gears (see also compatibility list) and line voltage
- Tube made of glass
- Uniform illumination

PRODUCT BENEFITS

- No bending thanks to glass technology
- Also suitable for operation at low temperatures
- Easy installation

AREAS OF APPLICATION

- General illumination within ambient temperatures from -20...+45 °C
- Corridors, stairways, parking garages
- Warehouses

Product name	GTIN (EAN)	ø	W	h	W	lm	lm/W	K	°C	CRI	t _h	5	6	7
ST8V-UN 8 W/3000K 600 mm	4058075137400	18	G13	600	8	720	90	3,000	160	≥80	30,000	A+	10	1
ST8V-UN 8 W/4000K 600 mm	4058075137424	18	G13	600	8	800	100	4,000	160	≥80	30,000	A+	10	1
ST8V-UN 8 W/6500K 600 mm	4058075137448	18	G13	600	8	800	100	6,500	160	≥80	30,000	A+	10	1
ST8V-UN 16 W/3000K 1200 mm	4058075137462	36	G13	1,200	16	1,550	96	3,000	160	≥80	30,000	A+	10	1
ST8V-UN 16 W/4000K 1200 mm	4058075137486	36	G13	1,200	16	1,700	106	4,000	160	≥80	30,000	A+	10	1
ST8V-UN 16 W/6500K 1200 mm	4058075137509	36	G13	1,200	16	1,700	106	6,500	160	≥80	30,000	A+	10	1
ST8V-UN 19 W/3000K 1500 mm	4058075137523	58	G13	1,500	19	1,800	94	3,000	160	≥80	30,000	A+	10	1
ST8V-UN 19 W/4000K 1500 mm	4058075137547	58	G13	1,500	19	2,000	105	4,000	160	≥80	30,000	A+	10	1
ST8V-UN 19 W/6500K 1500 mm	4058075137561	58	G13	1,500	19	2,000	105	6,500	160	≥80	30,000	A+	10	1

SAFETY ADVICE

Operation in outdoor applications in suitable damp-proof luminaires possible according to data sheet and installation instruction.

¹ Protection class: IP20 | ² Non-dimmable | ³ You will find further information and the exact guarantee terms and conditions at www.ledvance.com/guarantee | ⁴ L70/B50 | ⁵ Energy efficiency class (EEC) on a scale of A++ (highest efficiency) to E (lowest efficiency)

SubstiTUBE T5 HO UN^{1,2}

LED tubes for electronic high frequency control gears and AC mains



Compatibility list also online:
ledvance.com/compatibility



1



PRODUCT FEATURES

- Compatible with many common electronic control gears (see also compatibility list) and line voltage
- Lamp tube made of glass with splinter protection e.g. for food industry applications
- For especially uniform illumination

PRODUCT BENEFITS

- No bending thanks to glass technology
- Shatter protection thanks to special PET coating
- Also suitable for operation at low temperatures
- High luminous flux for sophisticated lighting tasks

AREAS OF APPLICATION

- General illumination within ambient temperatures from -20...+50 °C
- Industry
- Public buildings, shopping centers
- Offices

Product name	GTIN (EAN)	w×w	mm	l [mm]	W	lm	lm/W	K	°	CRI	t _h ⁴	5	6	7	8
ST5H054-UN 26 W/3000K 1149 mm	4058075137905	54	G5	1,149	26	3,600	138	3,000	160	83	60,000	A++	10	1	
ST5H054-UN 26 W/4000K 1149 mm	4058075137929	54	G5	1,149	26	4,000	153	4,000	160	83	60,000	A++	10	1	
ST5H054-UN 26 W/6500K 1149 mm	4058075137943	54	G5	1,149	26	4,000	153	6,500	160	83	60,000	A++	10	1	
ST5H049-UN 26 W/3000K 1449 mm	4058075137967	49	G5	1,449	26	3,600	138	3,000	160	83	60,000	A++	10	1	
ST5H049-UN 26 W/4000K 1449 mm	4058075137981	49	G5	1,449	26	4,000	153	4,000	160	83	60,000	A++	10	1	
ST5H049-UN 26 W/6500K 1449 mm	4058075138001	49	G5	1,449	26	4,000	153	6,500	160	83	60,000	A++	10	1	
ST5H080-UN 37 W/3000K 1449 mm	4058075137844	80	G5	1,449	37	5,050	136	3,000	160	83	60,000	A++	10	1	
ST5H080-UN 37 W/4000K 1449 mm	4058075137868	80	G5	1,449	37	5,600	151	4,000	160	83	60,000	A++	10	1	
ST5H080-UN 37 W/6500K 1449 mm	4058075137882	80	G5	1,449	37	5,600	151	6,500	160	83	60,000	A++	10	1	

SAFETY ADVICE

Not suitable for operation with conventional control gear

Operation in outdoor applications in suitable damp-proof luminaires possible according to data sheet and installation instruction.

¹ Protection class: IP20 | ² Non-dimmable | ³ You will find further information and the exact guarantee terms and conditions at www.ledvance.com/guarantee | ⁴ L70/B50 | ⁵ Energy efficiency class (EEC) on a scale of A++ (highest efficiency) to E (lowest efficiency)

SubstiTUBE T5 HE UN^{1,2}

LED tubes for electronic high frequency control gears and AC mains



Compatibility list also online:
ledvance.com/compatibility



1



PRODUCT FEATURES

- Compatible with many common electronic control gears (see also compatibility list) and line voltage
- Lamp tube made of glass with splinter protection e.g. for food industry applications
- For especially uniform illumination

PRODUCT BENEFITS

- No bending thanks to glass technology
- Shatter protection thanks to special PET coating
- Also suitable for operation at low temperatures
- High luminous flux for sophisticated lighting tasks

AREAS OF APPLICATION

- General illumination within ambient temperatures from -20...+50 °C
- Industry
- Public buildings, shopping centers
- Offices

Product name	GTIN (EAN)	W _W	W _{LED}	$\frac{l}{\text{mm}}$	W	lm	lm/W	K	°C	CRI	t _h ⁴	$\frac{l}{\text{mm}}$ ⁵	Icons	Icons	Icons	
ST5HE14-UN 7 W/3000K 549.0 mm	4058075138209	14	G5	549	7	900	128	3,000	160	83	60,000	A++	10	1		
ST5HE14-UN 7 W/4000K 549.0 mm	4058075138223	14	G5	549	7	1,000	142	4,000	160	83	60,000	A++	10	1		
ST5HE14-UN 7 W/6500K 549.0 mm	4058075138247	14	G5	549	7	1,000	142	6,500	160	83	60,000	A++	10	1		
ST5HE21-UN 10 W/3000K 849.0 mm	4058075138148	21	G5	849	10	1,350	135	3,000	160	83	60,000	A++	10	1		
ST5HE21-UN 10 W/4000K 849.0 mm	4058075138162	21	G5	849	10	1,500	150	4,000	160	83	60,000	A++	10	1		
ST5HE21-UN 10 W/6500K 849.0 mm	4058075138186	21	G5	849	10	1,500	150	6,500	160	83	60,000	A++	10	1		
ST5HE28-UN 17 W/3000K 1149 mm	4058075138087	28	G5	1,149	17	2,350	138	3,000	160	83	60,000	A++	10	1		
ST5HE28-UN 17 W/4000K 1149 mm	4058075138100	28	G5	1,149	17	2,600	152	4,000	160	83	60,000	A++	10	1		
ST5HE28-UN 17 W/6500K 1149 mm	4058075138124	28	G5	1,149	17	2,600	152	6,500	160	83	60,000	A++	10	1		
ST5HE35-UN 18 W/3000K 1449 mm	4058075138025	35	G5	1,449	18	2,550	141	3,000	160	83	60,000	A++	10	1		
ST5HE35-UN 18 W/4000K 1449 mm	4058075138049	35	G5	1,449	18	2,800	155	4,000	160	83	60,000	A++	10	1		
ST5HE35-UN 18 W/6500K 1449 mm	4058075138063	35	G5	1,449	18	2,800	155	6,500	160	83	60,000	A++	10	1		

SAFETY ADVICE

Not suitable for operation with conventional control gear

Operation in outdoor applications in suitable damp-proof luminaires possible according to data sheet and installation instruction.

¹ Protection class: IP20 | ² Non-dimmable | ³ You will find further information and the exact guarantee terms and conditions at www.ledvance.com/guarantee | ⁴ L70/B50 |

⁵ Energy efficiency class (EEC) on a scale of A++ (highest efficiency) to E (lowest efficiency)

SubstiTUBE T9 EM^{1,2}

Circular LED tube for electromagnetic control gear and AC mains



1



PRODUCT FEATURES

- LED alternative to classic T9 fluorescent lamps in CCG luminaires
- Uniform illumination
- Lifetime: up to 30,000 h
- Mercury-free and RoHS compliant
- Luminous efficacy: up to 100 lm/W

PRODUCT BENEFITS

- Quick, simple and safe replacement without rewiring
- Energy savings of up to 50% (compared to T9 fluorescent lamp on CCG)
- Also suitable for operation at low temperatures
- Operation directly on 230 V AC mains possible

AREAS OF APPLICATION

- General illumination within ambient temperatures from -20...+45 °C
- Corridors, stairways, parking garages
- Domestic applications
- Decorative applications

Product name	GTIN (EAN)	w	W	Im	lm/W	K	°C	CRI	t _h	5	6	7		
ST9-EM 22 123° 12 W/4000K G10q	4058075135444	22	G10q	205	12	1,200	100	4,000	123	≥80	30,000	A+	10	1
ST9-EM 22 123° 12 W/6500K G10q	4058075135468	22	G10q	205	12	1,200	100	6,500	123	≥80	30,000	A+	10	1
ST9-EM 32 123° 20 W/4000K G10q	4058075135482	32	G10q	298	20	2,000	100	4,000	123	≥80	30,000	A+	10	1
ST9-EM 32 123° 20 W/6500K G10q	4058075135505	32	G10q	298	20	2,000	100	6,500	123	≥80	30,000	A+	10	1

SAFETY ADVICE

Not suitable for operation with electronic control gear.

Operation in outdoor applications in suitable damp-proof luminaires possible according to data sheet and installation instruction.

¹ Protection class: IP20 | ² Non-dimmable | ³ You will find further information and the exact guarantee terms and conditions at www.ledvance.com/guarantee | ⁴ L70/B50 | ⁵ Energy efficiency class (EEC) on a scale of A++ (highest efficiency) to E (lowest efficiency)

SubstiTUBE U-Shape^{1,2}

U-shaped LED tubes for electromagnetic control gears



1



PRODUCT FEATURES

- Double-capped LED alternative to classic T8 U-shaped fluorescent lamps in CCG luminaires
- Uniform illumination
- Mercury-free and RoHS compliant
- High luminous efficacy: up to 137 lm/W
- Lifetime: up to 50,000 h

PRODUCT BENEFITS

- Quick, simple and safe replacement without rewiring
- Energy savings of up to 65 % (compared to T8 fluorescent lamp on CCG)
- Operation directly on 230 V AC mains possible
- Instant-on light, therefore ideally suitable in combination with sensor technology
- Very high resistance to switching loads

AREAS OF APPLICATION

- Street and city lighting
- Industry

Product name	GTIN (EAN)	w	W	l (mm)	W	lm	lm/W	K	°	CRI	t _h ⁴	⁵		
NEW ST8U-EM 8 W/4000K 300 mm	4058075390164	18	2G13	305	8	1,100	137	4,000	130	≥80	50,000	A++	10	1
NEW ST8U-EM 20 W/4000K 600 mm	4058075390188	36	2G13	602	20	2,800	140	4,000	130	≥80	50,000	A++	10	1

SAFETY ADVICE

Not suitable for operation with electronic control gear.

Operation in outdoor applications in suitable damp-proof luminaires possible according to data sheet and installation instruction.

¹ Protection class: IP20 | ² Non-dimmable | ³ You will find further information and the exact guarantee terms and conditions at www.ledvance.com/guarantee | ⁴ L70/B50 |

⁵ Energy efficiency class (EEC) on a scale of A++ (highest efficiency) to E (lowest efficiency)

LEDinestra DIM¹

Dimmable tubular LED lamps



Compatibility list also online:
ledvance.com/compatibility



1



PRODUCT FEATURES

- LED alternative to tubular incandescent lamps
- Dimmable (with many common dimmers, see also www.ledvance.com/dim)
- For especially uniform illumination
- Mercury-free lamps
- Bulb made from glass

PRODUCT BENEFITS

- Very long lifetime of up to 25,000 h
- Low energy consumption
- Good color rendering

AREAS OF APPLICATION

- Ideal for mirror lighting
- Hotels, restaurants
- Domestic applications
- Outdoor applications only in suitable luminaires

Product name	GTIN (EAN)	ø	W	h	W	lm	lm/W	K	°	CRI	t _h ³	Energy efficiency class ⁴	RoHS	Light No.
LEDinestra 4.5 W/2700K 300 mm FR	4058075135529	25	S14s	300	4.5	250	55	2,700	200	≥80	25,000	A	10	1
LEDinestra 4.5 W/2700K 300 mm FR	4058075135543	25	S14d	300	4.5	250	55	2,700	200	≥80	25,000	A	10	1
LEDinestra 7 W/2700K 500 mm FR	4058075135567	40	S14s	500	7	470	67	2,700	200	≥80	25,000	A	10	1
LEDinestra 7 W/2700K 500 mm FR	4058075135581	40	S14d	500	7	470	67	2,700	200	≥80	25,000	A	10	1
LEDinestra 15 W/2700K 1000 mm FR	4058075135604	75	S14s	1,000	15	1,055	70	2,700	200	≥80	20,000	A	5	1

¹ Protection class: IP20 | ² You will find further information and the exact guarantee terms and conditions at www.ledvance.com/guarantee | ³ L70/B50 | ⁴ Energy efficiency class (EEC) on a scale of A++ (highest efficiency) to E (lowest efficiency)

LEDinestra^{1,2}

Tubular LED lamps



1



PRODUCT FEATURES

- LED alternative to tubular incandescent lamps
- Uniform illumination
- Mercury-free lamps
- Bulb made from glass

PRODUCT BENEFITS

- Long lifetime of up to 15,000 h
- Low energy consumption
- Good color rendering

AREAS OF APPLICATION

- Ideal for mirror lighting
- Hotels, restaurants
- Domestic applications
- Outdoor applications only in suitable luminaires

Product name	GTIN (EAN)	ø	L	h	W	lm	lm/W	K	°	CRI	t _h	°	°	°	°
LEDinestra 25 200° 3.5 W/2700K S14s	4058075817739	25	S14s	300	3.5	260	74	2,700	200	≥80	15,000	A+	10	1	
LEDinestra 25 200° 3.5 W/2700K S14d	4058075817753	25	S14d	300	3.5	260	74	2,700	200	≥80	15,000	A+	10	1	
LEDinestra 40 200° 6 W/2700K S14s	4058075817777	40	S14s	500	6	470	78	2,700	200	≥80	15,000	A+	10	1	
LEDinestra 40 200° 6 W/2700K S14d	4058075817791	40	S14d	500	6	470	78	2,700	200	≥80	15,000	A+	10	1	

¹ Protection class: IP20 | ² Non-dimmable | ³ You will find further information and the exact guarantee terms and conditions at www.ledvance.com/guarantee | ⁴ L70/B50 |

⁵ Energy efficiency class (EEC) on a scale of A++ (highest efficiency) to E (lowest efficiency)

OSRAM DULUX D LED EM & AC MAINS^{1,2}

LED replacement for CFLni, 2 tubes, with 2-pin G24d base for CCG and AC mains operation



PRODUCT FEATURES

- LED replacement for conventional compact fluorescent lamps for use in CCG luminaires or on AC mains
- Type of protection: IP20
- Rotatable base around its longitudinal axis ($\pm 90^\circ$)
- Lifetime: up to 30,000 h
- Single-ended two-pin plug-in G24d base

PRODUCT BENEFITS

- Quick, simple and safe replacement without rewiring
- Low energy consumption
- Easy relamping thanks to compact design
- Operation directly on 230 V AC mains possible

AREAS OF APPLICATION

- General illumination within ambient temperatures from $-20\dots+35^\circ\text{C}$
- Supermarkets and department stores
- Walkways and corridors
- Hotels, restaurants
- Outdoor applications only in suitable luminaires

Product name	GTIN (EAN)	w	W	lm	K	CRI	$\frac{l}{d}$ (mm)	\varnothing d (mm)	Δ	t _h ⁴	⁵			
DULUX D LED EM & AC Mains 13 5 W/3000K G24d-1	4058075135086	13	G24d-1	5	550	3,000	>80	148	35	120	30,000	A++	10	1
DULUX D LED EM & AC Mains 13 5 W/4000K G24d-1	4058075135109	13	G24d-1	5	600	4,000	>80	148	35	120	30,000	A++	10	1
DULUX D LED EM & AC Mains 18 7 W/3000K G24d-2	4058075024915	18	G24d-2	7	640	3,000	>80	148	35	120	30,000	A+	10	2
DULUX D LED EM & AC Mains 18 7 W/4000K G24d-2	4058075024939	18	G24d-2	7	700	4,000	>80	148	35	120	30,000	A+	10	2
DULUX D LED EM & AC Mains 26 10 W/3000K G24d-3	4058075024977	26	G24d-3	10	920	3,000	>80	171	35	120	30,000	A+	10	3
DULUX D LED EM & AC Mains 26 10 W/4000K G24d-3	4058075024991	26	G24d-3	10	1,000	4,000	>80	171	35	120	30,000	A+	10	3

SAFETY ADVICE

Only suitable for temperatures of up to 35°C inside of the luminaire.

Not suitable for tandem operation.

¹ Protection class: IP20 | ² Non-dimmable | ³ You will find further information and the exact guarantee terms and conditions at www.ledvance.com/guarantee | ⁴ L70/B50 |

⁵ Energy efficiency class (EEC) on a scale of A++ (highest efficiency) to E (lowest efficiency)

OSRAM DULUX D/E LED HF & AC MAINS^{1,2}

LED replacement for CFLni, 2 tubes, with 4-pin G24q base for ECG and AC mains operation



Compatibility list also online:
ledvance.com/compatibility



PRODUCT FEATURES

- LED replacement for conventional compact fluorescent lamps for use in ECG luminaires or on AC mains
- Single-ended four-pin plug-in G24q base
- Rotatable base around its longitudinal axis ($\pm 90^\circ$)
- Type of protection: IP20
- Lifetime: up to 30,000 h

PRODUCT BENEFITS

- Quick, simple and safe replacement
- Low energy consumption
- Operation directly on 230 V AC mains possible

AREAS OF APPLICATION

- Supermarkets and department stores
- Walkways and corridors
- Hotels, restaurants
- Outdoor applications only in suitable luminaires

Product name	GTIN (EAN)	W _{eq}	W	lm	K	CRI	$\frac{l}{d}$ (mm)	\varnothing d (mm)	Δ	t _h ⁴	Energy efficiency class ⁵	RoHS	LEDVANCE No.	
DULUX D/E LED HF & AC Mains 7 W/3000K	4058075135208	18	G24q-2	7	640	3,000	>80	141	35	120	30,000	A+	10	1
DULUX D/E LED HF & AC Mains 7 W/4000K	4058075135222	18	G24q-2	7	700	4,000	>80	141	35	120	30,000	A+	10	1
DULUX D/E LED HF & AC Mains 10 W/3000K	4058075135246	26	G24q-3	10	920	3,000	>80	164	35	120	30,000	A+	10	2
DULUX D/E LED HF & AC Mains 10 W/4000K	4058075135260	26	G24q-3	10	1,000	4,000	>80	164	35	120	30,000	A+	10	2

SAFETY ADVICE

Only suitable for temperatures of up to 35°C inside of the luminaire.

Always check the latest update of the compatibility list available on www.ledvance.com/ecg-compatibility.

Not suitable for operation with conventional control gear

Not suitable for tandem operation.

¹ Protection class: IP20 | ² Non-dimmable | ³ You will find further information and the exact guarantee terms and conditions at www.ledvance.com/guarantee | ⁴ L70/B50 |

⁵ Energy efficiency class (EEC) on a scale of A++ (highest efficiency) to E (lowest efficiency)

OSRAM DULUX S LED EM & AC MAINS^{1,2}

LED replacement for short CFLni, with 2-pin G23 base for CCG and AC mains operation



PRODUCT FEATURES

- LED replacement for conventional compact fluorescent lamps for use in CCG luminaires or on AC mains
- Type of protection: IP20
- Lifetime: up to 30,000 h
- Single-ended two-pin plug-in G23 base

PRODUCT BENEFITS

- Quick, simple and safe replacement without rewiring
- Low energy consumption
- Easy relamping thanks to compact design
- Operation directly on 230 V AC mains possible

AREAS OF APPLICATION

- General illumination within ambient temperatures from -20...+45 °C
- Supermarkets and department stores
- Walkways and corridors
- Hotels, restaurants

Product name	GTIN (EAN)	w	W	lm	K	CRI	$\frac{l}{d}$ (mm)	\varnothing d (mm)	Δ °C	t _h ⁴	Energy efficiency class (EEC) ⁵	RoHS	LEDVANCE No.	
DULUX S LED EM 4.5 W/3000K	4058075135284	9	G23	4.5	450	3,000	>80	166	33	120	30,000	A+	10	1
DULUX S LED EM 4.5 W/4000K	4058075135307	9	G23	4.5	500	4,000	>80	166	33	120	30,000	A+	10	1
DULUX S LED EM 6 W/3000K	4058075135321	11	G23	6	630	3,000	>80	237	33	120	30,000	A+	10	2
DULUX S LED EM 6 W/4000K	4058075135345	11	G23	6	700	4,000	>80	237	33	120	30,000	A++	10	2

SAFETY ADVICE

Not suitable for tandem operation.

Only suitable for temperatures of up to 45°C inside of the luminaire.

¹ Protection class: IP20 | ² Non-dimmable | ³ You will find further information and the exact guarantee terms and conditions at www.ledvance.com/guarantee | ⁴ L70/B50 | ⁵ Energy efficiency class (EEC) on a scale of A++ (highest efficiency) to E (lowest efficiency)

OSRAM DULUX L LED HF & AC MAINS^{1,2}

LED replacement for CFLni, with 4-pin 2G11 base for ECG and AC mains operation



Compatibility list also online:
ledvance.com/compatibility



PRODUCT FEATURES

- LED replacement for conventional compact fluorescent lamps for use in ECG luminaires or on AC mains
- Single-ended four-pin plug-in 2G11 base
- Short and compact pin-base lamp with double-turn tubes
- Type of protection: IP20
- Lifetime: up to 30,000 h

PRODUCT BENEFITS

- Quick, simple and safe replacement
- Simple replacement thanks to similar design as conventional compact fluorescent lamps
- Low energy consumption
- Operation directly on 230 V AC mains possible

AREAS OF APPLICATION

- Offices, public buildings
- Shops
- Hotels, restaurants
- Industry
- Outdoor applications only in suitable luminaires

Product name	GTIN (EAN)	WxW	W	lm	K	CRI	$\frac{l}{d}$ (mm)	\varnothing d (mm)	Δ °C	t _h ⁴	Energy efficiency class ⁵	RoHS	LEDVANCE No.	
DULUX L LED HF & AC Mains 7 W/3000K	4058075135369	18	2G11	7	900	3,000	>80	229	44	140	30,000	A++	10	1
DULUX L LED HF & AC Mains 7 W/4000K	4058075135383	18	2G11	7	1,000	4,000	>80	229	44	140	30,000	A++	10	1
DULUX L LED HF & AC Mains 18 W/3000K	4058075135406	36	2G11	18	2,070	3,000	>80	413	44	140	30,000	A+	10	2
DULUX L LED HF & AC Mains 18 W/4000K	4058075135420	36	2G11	18	2,300	4,000	>80	413	44	140	30,000	A++	10	2
DULUX L LED HF & AC Mains 24 W/3000K	4058075260887	55	2G11	24	3,000	3,000	>80	535	44	140	30,000	A++	10	3
DULUX L LED HF & AC Mains 24 W/4000K	4058075260900	55	2G11	24	3,300	4,000	>80	535	44	140	30,000	A++	10	3

SAFETY ADVICE

Only suitable for temperatures of up to 45°C inside of the luminaire.

Always check the latest update of the compatibility list available on www.ledvance.com/ecg-compatibility.

Not suitable for operation with low-loss and conventional control gears

Not suitable for tandem operation.

¹ Protection class: IP20 | ² Non-dimmable | ³ You will find further information and the exact guarantee terms and conditions at www.ledvance.com/guarantee | ⁴ L70/B50 |

⁵ Energy efficiency class (EEC) on a scale of A++ (highest efficiency) to E (lowest efficiency)

OSRAM DULUX F LED EM & AC MAINS^{1,2}

LED replacement for flat CFLni, 2 tubes, with 4-pin 2G10 base for CCG and AC mains operation



1



PRODUCT FEATURES

- LED replacement for conventional compact fluorescent lamps for use in CCG luminaires or on AC mains
- Type of protection: IP20
- Lifetime: up to 30,000 h
- Single-ended four-pin plug-in 2G10 base

PRODUCT BENEFITS

- Quick, simple and safe replacement without rewiring
- Low energy consumption
- Easy relamping thanks to compact design
- Operation directly on 230 V AC mains possible

AREAS OF APPLICATION

- Offices
- Walkways and corridors
- Hotels, restaurants
- Outdoor applications only in suitable luminaires

Product name	GTIN (EAN)	w	W	lm	K	CRI	$\frac{l}{d}$ (mm)	\varnothing d (mm)	Δ °	t _h ⁴	⁵	Icons	No.	
NEW DULUX F 18 W/3000K 200 mm	4058075408241	36	2G10	18	2,250	3,000	>80	215	17	130	30,000	A++	10	1
NEW DULUX F 18 W/4000K 200 mm	4058075408265	36	2G10	18	2,500	4,000	>80	215	17	130	30,000	A++	10	1

SAFETY ADVICE

Only suitable for temperatures of up to 50°C inside of the luminaire.
Not suitable for tandem operation.

¹ Protection class: IP20 | ² Non-dimmable | ³ You will find further information and the exact guarantee terms and conditions at www.ledvance.com/guarantee | ⁴ L70/B50 | ⁵ Energy efficiency class (EEC) on a scale of A++ (highest efficiency) to E (lowest efficiency)

HQL LED PRO¹

LED replacement for HID lamps for outdoor application



IP65

CCG

AC
MAINSLEDVANCE
5
year
guarantee²

PRODUCT FEATURES

- Replacement for HQL:
Suitable for operation with conventional control gear (CCG) for HQL or 230 V mains
- Replacement for other HID:
Suitable for operation with line voltage without control gear
- Power factor: 0.9
- Type of protection: IP65
- High surge protection: up to 4 kV (L-N)

PRODUCT BENEFITS

- Saves up to 78 % energy when used as replacement for mercury vapor lamps (HQL)
- Low maintenance costs thanks to long lifetime
- Instant 100 % light, no warm-up time

AREAS OF APPLICATION

- Streets
- Area lighting
- Pedestrian zones
- Parks
- Outdoor applications only in suitable luminaires

Product name	GTIN (EAN)	w	W	lm	K	CRI	$\frac{l}{d}$ (mm)	$\varnothing d$ (mm)	t_c ³	t_c ⁴	Energy efficiency class (EEC)	Light output (lm)	Light output (lm)	Light output (lm)	Light output (lm)
NEW HQL LED 1800 lm 15 W/2700K E27	4058075453845	50	E27	15	1,800	2,700	80	135	56	360	50,000	A+	6	1	
NEW HQL LED 2000 lm 15 W/4000K E27	4058075453869	50	E27	15	2,000	4,000	80	135	56	360	50,000	A++	6	1	
NEW HQL LED 2700 lm 22 W/2700K E27	4058075453883	80	E27	22	2,700	2,700	80	168	76	360	50,000	A+	6	2	
NEW HQL LED 3000 lm 22 W/4000K E27	4058075453906	80	E27	22	3,000	4,000	80	168	76	360	50,000	A++	6	2	
NEW HQL LED 3600 lm 29 W/2700K E27	4058075453920	80	E27	29	3,600	2,700	80	168	76	360	50,000	A+	6	3	
NEW HQL LED 4000 lm 29 W/4000K E27	4058075453944	80	E27	29	4,000	4,000	80	168	76	360	50,000	A++	6	3	
HQL LED 5400 lm 46 W/2700K E27	4058075124868	125	E27	46	5,400	2,700	≥80	195	80	360	50,000	A+	6	4	
HQL LED 6000 lm 46 W/4000K E27	4058075127234	125	E27	46	6,000	4,000	≥80	195	80	360	50,000	A++	6	4	
HQL LED 5400 lm 46 W/2700K E40	4058075124967	125	E40	46	5,400	2,700	≥80	204	80	360	50,000	A+	6	5	
HQL LED 6000 lm 46 W/4000K E40	4058075124943	125	E40	46	6,000	4,000	≥80	204	80	360	50,000	A++	6	5	
HQL LED 11700 lm 95 W/2700K E40	4058075125001	250	E40	95	11,700	2,700	≥80	270	110	360	50,000	A++	6	6	
HQL LED 13000 lm 95 W/4000K E40	4058075124981	250	E40	95	13,000	4,000	≥80	270	110	360	50,000	A++	6	6	

SAFETY ADVICE

The bulb may be larger and heavier than the replaced bulb. Before installation it must be checked, if the luminaire and especially the holder is capable of carrying the weight of the lamp. If possible, please install the safety rope included in the package containing the lamp for the types 46 W and 95 W.

Not suitable for operation with ignitors

Operation on the capacitor can lead to a reduction of the power factor of the system.

When installed horizontally, the t_c point of the lamp is located on the top side of the lamp.

Use in tight luminaires and luminaires with tight reflectors not recommended.

¹ Non-dimmable | ² You will find further information and the exact guarantee terms and conditions at www.ledvance.com/guarantee | ³ L70/B50 | ⁴ Energy efficiency class (EEC) on a scale of A++ (highest efficiency) to E (lowest efficiency)

HQL LED HIGHBAY¹

LED replacement for HID lamps for high-bay luminaires



PRODUCT FEATURES

- Replacement for HQL:
Suitable for operation with conventional control gear (CCG) for HQL or 230 V mains
- Replacement for other HID:
Suitable for operation with line voltage without control gear
- Power factor: 0.9
- Type of protection: IP40
- High surge protection: up to 4 kV (L-N)

PRODUCT BENEFITS

- Energy savings of up to 65 % when replacing mercury vapor lamps (HQL)
- Effective thermal management for wide operating temperature range
- Low maintenance costs thanks to long lifetime
- Instant 100 % light, no warm-up time

AREAS OF APPLICATION

- LED alternative for applications requiring a high luminous flux
- Industrial and storage facilities
- Outdoor applications only in suitable luminaires

Product name	GTIN (EAN)	WxWxH	W	lm	K	CRI	I [mm]	d [mm]	△°	t _h ³	Energy efficiency class ⁴	RoHS	Light No.
NEW HQL LED HIGHBAY 250 115° 95 W/4000K E40	4058075452220	250 E40	95	13,000	4,000	80	278	190	115	50,000	A++	4	1
NEW HQL LED HIGHBAY 400 117° 140 W/4000K E40	4058075452244	400 E40	140	20,000	4,000	80	310	230	117	50,000	A++	4	2

SAFETY ADVICE

The bulb may be larger and heavier than the replaced bulb. Before installation it must be checked, if the luminaire and especially the holder is capable of carrying the weight of the lamp. Safety sling has to be installed.

Only suitable for temperatures of up to 50°C inside of the luminaire.

Not suitable for operation with ignitors

Operation on the capacitor can lead to a reduction of the power factor of the system.

To ensure full light efficiency and product lifetime, it is recommended to detach any glass or cover of the luminaire.

¹ Non-dimmable | ² You will find further information and the exact guarantee terms and conditions at www.ledvance.com/guarantee | ³ L70/B50 | ⁴ Energy efficiency class (EEC) on a scale of A++ (highest efficiency) to E (lowest efficiency)

HQI LED HIGHBAY¹

LED replacement for HID lamps for high-bay luminaires



1



2

PRODUCT FEATURES

- Type of protection: IP40
- High surge protection: up to 4 kV (L-N)

PRODUCT BENEFITS

- Direct replacement for traditional HQI and NAV lamps thanks to CCG and ignitor compatibility
- Energy savings of up to 68 % when replacing traditional HQI lamps
- Effective thermal management for wide operating temperature range
- Low maintenance costs thanks to long lifetime
- Instant 100 % light, no warm-up time

AREAS OF APPLICATION

- LED alternative for applications requiring a high luminous flux
- Industrial and storage facilities
- Outdoor applications only in suitable luminaires

Product name	GTIN (EAN)	W	W	lm	K	CRI	I [mm]	d [mm]	°	t [h]	°	°	°	°	°
HQI HIGHBAY 250 120° 95 W/4000K E40	4058075284722	250	E40	95	13,000	4,000	≥80	307	230	120	50,000	A+	4	1	
HQI HIGHBAY 400 120° 140 W/4000K E40	4058075284746	400	E40	140	20,000	4,000	≥80	307	230	120	50,000	A+	4	1	

SAFETY ADVICE

Not suitable for operation with 230 V line voltage.

The bulb may be larger and heavier than the replaced bulb. Before installation it must be checked, if the luminaire and especially the holder is capable of carrying the weight of the lamp.

Safety sling has to be installed.

To ensure full light efficiency and product lifetime, it is recommended to detach any glass or cover of the luminaire.

Only suitable for temperatures of up to 50°C inside of the luminaire.

¹ Non-dimmable | ² You will find further information and the exact guarantee terms and conditions at www.ledvance.com/guarantee | ³ L70/B50 | ⁴ Energy efficiency class (EEC) on a scale of A++ (highest efficiency) to E (lowest efficiency)

PARATHOM DIM LED PIN G4 12 V¹

Dimmable low-voltage 12 V LED lamps with retrofit pin base G4



Compatibility list also online:
ledvance.com/compatibility



1



PRODUCT FEATURES

- LED alternative to low voltage halogen lamps
- Dimmable (with many common dimmers, see also www.ledvance.com/dim)
- Good quality of light; color rendering index $R_a \geq 80$; constant chromaticity

PRODUCT BENEFITS

- Very long lifetime of up to 25,000 h
- Very low energy consumption
- Easy replacement of halogen lamps thanks to compact design
- Ideal for decorative and free-burning applications
- Lower thermal output (compared with the standard reference product)

AREAS OF APPLICATION

- Decorative applications
- Atmospheric accent lighting throughout the home
- Shops, hotels and restaurants
- Outdoor applications only in suitable luminaires

Product name	GTIN (EAN)	WxWxH	W	lm	K	CRI	$\frac{l}{d}$ (mm)	$\varnothing d$ (mm)	Δ°	t _h ³	Energy efficiency class ⁴	RoHS	Light bulb No.
P DIM PIN 20 320° 2 W/2700K G4	4058075271746	20 x 20 x 20	20	200	2,700	≥80	40	15	320	25,000	A++	20	1

SAFETY ADVICE

To ensure full light efficiency and product lifetime, it is recommended to detach any glass or cover of the luminaire.

¹ Protection class: IP20 | ² You will find further information and the exact guarantee terms and conditions at www.ledvance.com/guarantee | ³ L70/B50 | ⁴ Energy efficiency class (EEC) on a scale of A++ (highest efficiency) to E (lowest efficiency)

PARATHOM LED PIN 12V^{1,2}

Low-voltage 12 V LED lamps with retrofit pin base



Compatibility list also online:
ledvance.com/compatibility



12V
AC/DC

LEDVANCE
4
year
guarantee

PRODUCT FEATURES

- Compatible with many common conventional and electronic control gears (see also compatibility list)
- LED alternative to low voltage halogen lamps
- Base: G4, GY6.35

PRODUCT BENEFITS

- Variable use at Direct Current and Alternating Current
- Good all-around light emission
- Ideal for decorative and free-burning applications
- Long lifetime of up to 15,000 h
- Four year guarantee

AREAS OF APPLICATION

- Decorative applications
- Atmospheric accent lighting throughout the home
- Shops, hotels and restaurants
- Outdoor applications only in suitable luminaires

Product name	GTIN (EAN)	w	W	lm	K	CRI	$\frac{l}{d}$ (mm)	$\frac{d}{d}$ (mm)	Δ	t _h ⁴	$\frac{l}{l}$ ⁵		No.	
P PIN 10 0.9 W/2700K G4	4058075811959	10	G4	0.9	100	2,700	≥80	33	12	300	15,000	A++	20	1
P PIN 20 1.8 W/2700K G4	4058075811430	20	G4	1.8	200	2,700	≥80	36	13	300	15,000	A++	20	2
NEW P PIN 30 2.6 W/2700K G4	4058075432048	30	G4	2.6	300	2,700	80	40	14	320	15,000	A++	20	3
NEW P PIN 30 320° 2.6 W/2700K GY6.35	4058075432093	30	GY6.35	2.6	300	2,700	80	40	14	320	15,000	A++	20	4
P PIN 35 3.3 W/2700K GY6.35	4058075271944	35	GY6.35	3.3	400	2,700	≥80	50	18	320	15,000	A++	20	5

SAFETY ADVICE

To ensure full light efficiency and product lifetime, it is recommended to detach any glass or cover of the luminaire.

¹ Protection class: IP20 | ² Non-dimmable | ³ You will find further information and the exact guarantee terms and conditions at www.ledvance.com/guarantee | ⁴ L70/B50 | ⁵ Energy efficiency class (EEC) on a scale of A++ (highest efficiency) to E (lowest efficiency)

LED PIN MICRO 12 V^{1,2}

Small sized low-voltage 12 V LED lamps with retrofit pin base



Compatibility list also online:
ledvance.com/compatibility

AVAILABLE FROM NOVEMBER 2020



1



PRODUCT FEATURES

- Compatible with many common conventional and electronic control gears (see also compatibility list)
- LED alternative to low voltage halogen lamps
- Base: G4

PRODUCT BENEFITS

- Extremely small dimensions
- Variable use at Direct Current and Alternating Current
- Good all-around light emission
- Ideal for decorative and free-burning applications
- Long lifetime of up to 15,000 h

AREAS OF APPLICATION

- Decorative applications
- Atmospheric accent lighting throughout the home
- Outdoor applications only in suitable luminaires

Product name	GTIN (EAN)	WxWxH	W	lm	K	CRI	l (mm)	d (mm)	α°	t(h) ⁴	Energy efficiency class (EEC) ⁵	Quantity	Light bulb icon	
NEW PIN MICRO 10 300° 1 W/2700K G4	4058075523098	10	G4	1	100	2,700	≥80	30	10	300	15,000	A++	10	1

SAFETY ADVICE

To ensure full light efficiency and product lifetime, it is recommended to detach any glass or cover of the luminaire.

¹ Protection class: IP20 | ² Non-dimmable | ³ You will find further information and the exact guarantee terms and conditions at www.ledvance.com/guarantee | ⁴ L70/B50 | ⁵ Energy efficiency class (EEC) on a scale of A++ (highest efficiency) to E (lowest efficiency)

LED PIN 12 V DIM¹

Dimmable low-voltage 12 V LED lamps with retrofit pin base



Compatibility list also online:
ledvance.com/compatibility



1



PRODUCT FEATURES

- Dimmable (with many common dimmers, see also www.ledvance.com/dim)
- Compatible with many common conventional and electronic control gears (see also compatibility list)
- LED alternative to low voltage halogen lamps
- Base: G4, GY6.35

PRODUCT BENEFITS

- Variable use at Direct Current and Alternating Current
- Good all-around light emission
- Ideal for decorative and free-burning applications
- Very long lifetime of up to 25,000 h
- Four year guarantee

AREAS OF APPLICATION

- Decorative applications
- Atmospheric accent lighting throughout the home
- Outdoor applications only in suitable luminaires

Product name	GTIN (EAN)	WxWxH	W	lm	K	CRI	I [mm]	d [mm]	°	t[h] ³	Energy efficiency class (EEC) ⁴	RoHS	Light No.
NEW PIN 35 320° 3.6 W/2700K GY6.35	4058075432185	35 GY6.35	3.6	400	2,700	80	50	18	320	25,000	A++	10	1

SAFETY ADVICE

To ensure full light efficiency and product lifetime, it is recommended to detach any glass or cover of the luminaire.

¹ Protection class: IP20 | ² You will find further information and the exact guarantee terms and conditions at www.ledvance.com/guarantee | ³ L70/B50 | ⁴ Energy efficiency class (EEC) on a scale of A++ (highest efficiency) to E (lowest efficiency)

PARATHOM DIM LED PIN G9¹

Dimmable LED lamps with retrofit pin base G9



Compatibility list also online:
ledvance.com/compatibility



PRODUCT FEATURES

- Dimmable (with many common dimmers, see also www.ledvance.com/dim)
- LED alternative to high voltage halogen lamps

PRODUCT BENEFITS

- Good all-around light emission
- Very long lifetime of up to 25,000 h
- Ideal for decorative and free-burning applications
- Four year guarantee

AREAS OF APPLICATION

- Atmospheric accent lighting throughout the home
- Shops, hotels and restaurants
- Outdoor applications only in suitable luminaires

Product name	GTIN (EAN)	w	W	lm	K	CRI	$\frac{l}{d}$ (mm)	$\frac{d}{d}$ (mm)	Δ	t _h ³	Energy efficiency class ⁴	RoHS	Light bulb icon	
P DIM PIN 32 3.5 W/2700K G9	4058075811553	32	G9	3.5	350	2,700	≥80	58	20	300	25,000	A++	20	1
P DIM PIN 40 4.4 W/2700K G9	4058075271791	40	G9	4.4	470	2,700	≥80	59	18	320	25,000	A++	20	2

SAFETY ADVICE

To ensure full light efficiency and product lifetime, it is recommended to detach any glass or cover of the luminaire.

¹ Protection class: IP20 | ² You will find further information and the exact guarantee terms and conditions at www.ledvance.com/guarantee | ³ L70/B50 | ⁴ Energy efficiency class (EEC) on a scale of A++ (highest efficiency) to E (lowest efficiency)

PARATHOM LED PIN G9^{1,2}

LED lamps with retrofit pin base G9



PRODUCT FEATURES

- LED alternative to conventional high voltage lamps
- Good quality of light; color rendering index $R_a: \geq 80$; constant chromaticity

PRODUCT BENEFITS

- Good all-around light emission
- Long lifetime of up to 15,000 h
- Four year guarantee

AREAS OF APPLICATION

- Atmospheric accent lighting throughout the home
- Shops, hotels and restaurants
- Outdoor applications only in suitable luminaires

Product name	GTIN (EAN)	W _W	W _W	W	lm	K	CRI	$\frac{l}{d}$ (mm)	$\frac{d}{d}$ (mm)	Δ	t _h ⁴	η ⁵	RoHS	Light No.
P PIN 20 1.9 W/2700K G9	4058075811454	20	G9	1.9	200	2,700	≥ 80	46	15	300	15,000	A++	20	1
P PIN 30 2.6 W/2700K G9	4058075811515	30	G9	2.6	320	2,700	≥ 80	52	15	300	15,000	A++	20	2
P PIN 30 2.6 W/4000K G9	4058075812697	30	G9	2.6	320	4,000	≥ 80	52	15	300	15,000	A++	20	2
P PIN 40 3.8 W/2700K G9	4058075811812	40	G9	3.8	470	2,700	≥ 80	58	20	300	15,000	A++	20	3
P PIN 40 3.8 W/4000K G9	4058075812710	40	G9	3.8	470	4,000	≥ 80	58	20	300	15,000	A++	20	3
P PIN 50 4.8 W/2700K G9	4058075271845	48	G9	4.8	600	2,700	≥ 80	59	18	320	15,000	A++	20	4
P PIN 50 4.8 W/4000K G9	4058075271890	48	G9	4.8	600	4,000	≥ 80	59	18	320	15,000	A++	20	4

SAFETY ADVICE

To ensure full light efficiency and product lifetime, it is recommended to detach any glass or cover of the luminaire.

¹ Protection class: IP20 | ² Non-dimmable | ³ You will find further information and the exact guarantee terms and conditions at www.ledvance.com/guarantee | ⁴ L70/B50 |

⁵ Energy efficiency class (EEC) on a scale of A++ (highest efficiency) to E (lowest efficiency)

LED SPECIAL T26^{1,2}

Small special LED lamps with E14 screw base



PRODUCT FEATURES

- LED alternative to conventional high voltage lamps
- Good quality of light; color rendering index $R_a \geq 80$; constant chromaticity

PRODUCT BENEFITS

- Extremely small dimensions
- Good all-around light emission
- Ideal for decorative and free-burning applications
- Long lifetime of up to 15,000 h
- Three year guarantee

AREAS OF APPLICATION

- Domestic refrigerators
- Atmospheric accent lighting throughout the home
- Small designer luminaires
- Sewing machines
- Outdoor applications only in suitable luminaires

Product name	GTIN (EAN)	w	W	lm	K	CRI	$\frac{l}{d}$ (mm)	$\frac{d}{d}$ (mm)	Δ°	t(h) ⁵	ϵ ⁶	Light No.		
NEW SPC.T26 5 1.6 W/2400K E14 ³	4058075432819	5	E14	1.6	50	2,400	80	63	26	320	15,000	A	10	1
NEW SPC.T26 55 6.5 W/2700K E14 ³	4058075432963	55	E14	6.5	730	2,700	80	80	25	300	15,000	A++	10	2

¹ Protection class: IP20 | ² Non-dimmable | ³ All technical parameters apply to the entire lamp. Due to the complex production process for light-emitting diodes, the typical values shown for the technical LED parameters are purely statistical values that do not necessarily match the actual technical parameters of each individual product, which can vary from the typical value | ⁴ You will find further information and the exact guarantee terms and conditions at www.ledvance.com/guarantee | ⁵ L70/B50 | ⁶ Energy efficiency class (EEC) on a scale of A++ (highest efficiency) to E (lowest efficiency)

PARATHOM SPECIAL T26^{1,2}

Special LED lamps for refrigerators



PRODUCT FEATURES

- LED alternative to conventional high voltage lamps
- Good quality of light; color rendering index $R_a \geq 80$; constant chromaticity

PRODUCT BENEFITS

- Extremely small dimensions
- Good all-around light emission
- Ideal for decorative and free-burning applications
- Long lifetime of up to 15,000 h
- Four year guarantee

AREAS OF APPLICATION

- Small designer luminaires
- Domestic refrigerators
- Sewing machines
- Outdoor applications only in suitable luminaires

Product name	GTIN (EAN)	WxW	W	lm	K	CRI	$\frac{l}{d}$ (mm)	$\frac{d}{d}$ (mm)	$\Delta\theta$	t(h) ⁵	Energy efficiency class (EEC) ⁶	Energy efficiency class (EEC) ⁶	Energy efficiency class (EEC) ⁶	Energy efficiency class (EEC) ⁶	Energy efficiency class (EEC) ⁶
P SPC.T26 10 2.2 W/2700K E14 ³	4058075432215	10	E14	2.2	110	2,700	80	63	26	320	15,000	A+	20	1	
P SPC.T26 20 2.3 W/2700K E14 ³	4052899961289	20	E14	2.3	200	2,700	≥ 80	63	25	160	15,000	A++	20	2	
P SPC.T26 20 2.3 W/6500K E14 ³	4052899961302	20	E14	2.3	200	6,500	≥ 80	63	25	160	15,000	A++	20	2	
P SPC.T26 25 2.8 W/2700K E14 ³	4058075133471	25	E14	2.8	250	2,700	≥ 80	63	26	320	10,000	A++	20	3	
P SPC.T26 25 2.8 W/6500K E14 ³	4058075133426	25	E14	2.8	250	6,500	≥ 80	63	26	320	10,000	A++	20	3	
P SPC.T26 40 4 W/2700K E14 ³	4058075133525	40	E14	4	470	2,700	≥ 80	80	25	320	15,000	A++	20	4	

¹ Protection class: IP20 | ² Non-dimmable | ³ All technical parameters apply to the entire lamp. Due to the complex production process for light-emitting diodes, the typical values shown for the technical LED parameters are purely statistical values that do not necessarily match the actual technical parameters of each individual product, which can vary from the typical value |

⁴ You will find further information and the exact guarantee terms and conditions at www.ledvance.com/guarantee | ⁵ L70/B50 | ⁶ Energy efficiency class (EEC) on a scale of A++ (highest efficiency) to E (lowest efficiency)

LED SPECIAL T SLIM DIM¹

Dimmable slim LED lamps



Compatibility list also online:
ledvance.com/compatibility



PRODUCT FEATURES

- Dimmable (with many common dimmers, see also www.ledvance.com/dim)
- LED alternative to conventional high voltage lamps
- Good quality of light; color rendering index $R_a \geq 80$; constant chromaticity

PRODUCT BENEFITS

- Easy replacement of halogen lamps thanks to compact design
- Ideal in particular for many small designer luminaires
- Lower thermal output (compared with the standard reference product)
- Three year guarantee

AREAS OF APPLICATION

- Small designer luminaires
- Wherever compact and efficient lamps are needed
- Outdoor applications only in suitable luminaires

Product name	GTIN (EAN)	w	W	lm	K	CRI	$\frac{l}{d}$ (mm)	$\frac{d}{l}$ (mm)	Δ	t _h ⁴	⁵	Light bulb icon	No.	
NEW T SLIM DIM 60 320° 7.5 W/2700K E27 ²	4058075433069	60	E27	7.5	806	2,700	80	90	32	320	25,000	A+	10	1
NEW T SLIM DIM 60 320° 7.5 W/2700K E14 ²	4058075449732	60	E14	7.5	806	2,700	80	101	20	320	25,000	A+	10	2
NEW T SLIM DIM 60 320° 7.5 W/2700K GU10 ²	4058075449756	60	GU10	7.5	806	2,700	80	82	20	320	25,000	A+	10	3
NEW T SLIM DIM 75 320° 8 W/2700K B15d ²	4058075432994	75	B15d	8	1,055	2,700	80	100	18	320	15,000	A++	4	4

SAFETY ADVICE

To ensure full light efficiency and product lifetime, it is recommended to detach any glass or cover of the luminaire.

¹ Protection class: IP20 | ² All technical parameters apply to the entire lamp. Due to the complex production process for light-emitting diodes, the typical values shown for the technical LED parameters are purely statistical values that do not necessarily match the actual technical parameters of each individual product, which can vary from the typical value | ³ You will find further information and the exact guarantee terms and conditions at www.ledvance.com/guarantee | ⁴ L70/B50 | ⁵ Energy efficiency class (EEC) on a scale of A++ (highest efficiency) to E (lowest efficiency)

LED SPECIAL T SLIM^{1,2}

Slim LED lamps with B15d base



1



4

PRODUCT FEATURES

- LED replacement for halogen lamps with B15d base
- Good quality of light; color rendering index $R_a: \geq 80$; constant chromaticity
- Not dimmable

PRODUCT BENEFITS

- Easy replacement of halogen lamps thanks to compact design
- Ideal in particular for many small designer luminaires
- Long lifetime of up to 15,000 h
- Very low energy consumption
- Lower thermal output (compared with the standard reference product)

AREAS OF APPLICATION

- Small designer luminaires
- Luxurious living areas
- Outdoor applications only in suitable luminaires

Product name	GTIN (EAN)	w	W	lm	K	CRI	$\frac{l}{d}$ [mm]	ϕ d [mm]	Δ °	t [h]	Energy efficiency class	RoHS	Light No.	
SPC.T SLIM 60 320° 6.3 W/2700K B15d ³	4058075272026	60	B15d	6.3	806	2,700	≥ 80	90	18	320	15,000	A++	4	1

SAFETY ADVICE

To ensure full light efficiency and product lifetime, it is recommended to detach any glass or cover of the luminaire.


¹ Protection class: IP20 | ² Non-dimmable | ³ All technical parameters apply to the entire lamp. Due to the complex production process for light-emitting diodes, the typical values shown for the technical LED parameters are purely statistical values that do not necessarily match the actual technical parameters of each individual product, which can vary from the typical value | ⁴ You will find further information and the exact guarantee terms and conditions at www.ledvance.com/guarantee | ⁵ L70/B50 | ⁶ Energy efficiency class (EEC) on a scale of A++ (highest efficiency) to E (lowest efficiency)

PARATHOM DIM LINE R7s¹

Dimmable double-ended special LED lamps



Compatibility list also online:
ledvance.com/compatibility



PRODUCT FEATURES

- Dimmable (with many common dimmers, see also www.ledvance.com/dim)
- LED alternative to conventional R7s lamps
- Good quality of light; color rendering index $R_a \geq 80$; constant chromaticity

PRODUCT BENEFITS

- Fits into most R7s luminaires thanks to excentric base
- Good all-around light emission
- Lower thermal output (compared with the standard reference product)
- Very long lifetime of up to 25,000 h
- Five year guarantee

AREAS OF APPLICATION

- General illumination within ambient temperatures from $-20...+40\text{ }^\circ\text{C}$
- Hospitality
- Domestic applications
- Outdoor applications only in suitable luminaires

Product name	GTIN (EAN)	w	W	lm	K	CRI	$\frac{l}{d}$ (mm)	ϕ d (mm)	Δ	t _h ³	Energy efficiency class ⁴	RoHS	Light bulb icon	
P DIM LINE 78.0 mm 75 8.5 W/2700K R7s	4058075811874	75	R7s	8.5	1,055	2,700	≥ 80	78	29	300	25,000	A++	20	1
P DIM LINE 78.0 mm 100 11.5 W/2700K R7s	4058075169050	100	R7s	11.5	1,521	2,700	≥ 80	78	28	360	15,000	A++	20	2
P DIM LINE 118.0 mm 125 15 W/2700K R7s	4058075811850	125	R7s	15	2,000	2,700	≥ 80	118	29	300	25,000	A++	20	3
P DIM LINE 118.0 mm 150 17.5 W/2700K R7s	4058075271999	150	R7s	17.5	2,452	2,700	≥ 80	118	28	360	15,000	A++	20	4


SAFETY ADVICE

To ensure full light efficiency and product lifetime, it is recommended to detach any glass or cover of the luminaire.

¹ Protection class: IP20 | ² You will find further information and the exact guarantee terms and conditions at www.ledvance.com/guarantee | ³ L70/B50 | ⁴ Energy efficiency class (EEC) on a scale of A++ (highest efficiency) to E (lowest efficiency)

PARATHOM LINE R7s^{1,2}

Double-ended special LED lamps



PRODUCT FEATURES

- LED alternative to conventional R7s lamps
- Good quality of light; color rendering index $R_a \geq 80$; constant chromaticity

PRODUCT BENEFITS

- Fits into most R7s luminaires thanks to excentric base
- Good all-around light emission
- Long lifetime of up to 15,000 h
- Lower thermal output (compared with the standard reference product)
- Four year guarantee

AREAS OF APPLICATION

- General illumination within ambient temperatures from $-20...+40\text{ °C}$
- Hospitality
- Domestic applications
- Outdoor applications only in suitable luminaires

Product name	GTIN (EAN)	w×w	mm	W	lm	K	CRI	$\frac{l}{d}$ (mm)	$\frac{d}{d}$ (mm)	Δ °	t(h) ⁴	Energy efficiency class (EEC) ⁵	RoHS	Light No.
P LINE 78.0 mm 60 7 W/2700K R7s	4058075812192	60	R7s	7	806	2,700	≥80	78	29	300	15,000	A++	20	1
P LINE 78.0 mm 75 8 W/2700K R7s	4058075812178	75	R7s	8	1,055	2,700	≥80	78	29	300	15,000	A++	20	1
P LINE 78.0 mm 100 11.5 W/2700K R7s	4058075169029	100	R7s	11.5	1,521	2,700	≥80	78	28	360	15,000	A++	20	2
P LINE 118.0 mm 100 12.5 W/2700K R7s	4058075812116	100	R7s	12.5	1,521	2,700	≥80	118	29	300	15,000	A++	20	3
P LINE 118.0 mm 125 15 W/2700K R7s	4058075812130	125	R7s	15	2,000	2,700	≥80	118	29	300	15,000	A++	20	3
P LINE 118.0 mm 150 17.5 W/2700K R7s	4058075168992	150	R7s	17.5	2,452	2,700	≥80	118	28	360	15,000	A++	20	4

SAFETY ADVICE

To ensure full light efficiency and product lifetime, it is recommended to detach any glass or cover of the luminaire.

¹ Protection class: IP20 | ² Non-dimmable | ³ You will find further information and the exact guarantee terms and conditions at www.ledvance.com/guarantee | ⁴ L70/B50 |

⁵ Energy efficiency class (EEC) on a scale of A++ (highest efficiency) to E (lowest efficiency)

LED SLIM LINE R7s^{1,2}

Slim LED lamps with retrofit base R7s



PRODUCT FEATURES

- LED alternative to conventional R7s lamps
- Good quality of light; color rendering index $R_a: \geq 80$; constant chromaticity

PRODUCT BENEFITS

- Particularly compact dimensions
- Lower thermal output (compared with the standard reference product)
- Long lifetime of up to 15,000 h
- Three year guarantee

AREAS OF APPLICATION

- General illumination within ambient temperatures from $-20...+40\text{ }^\circ\text{C}$
- Outdoor applications only in suitable luminaires

Product name	GTIN (EAN)	w	W	lm	K	CRI	$\frac{l}{d}$ (mm)	$\varnothing d$ (mm)	Δ°	t(h) ⁴	Energy efficiency class (EEC) ⁵	RoHS	Light No.	
NEW SLIM LINE R7s 78.0 mm 60 6 W/2700K R7s	4058075432710	60	R7s	6	806	2,700	80	78	20	300	15,000	A++	10	1
NEW SLIM LINE R7s 118.0 mm 100 11 W/2700K R7s	4058075432734	100	R7s	11	1,521	2,700	80	118	20	300	15,000	A++	10	2

SAFETY ADVICE

To ensure full light efficiency and product lifetime, it is recommended to detach any glass or cover of the luminaire.

¹ Protection class: IP20 | ² Non-dimmable | ³ You will find further information and the exact guarantee terms and conditions at www.ledvance.com/guarantee | ⁴ L70/B50 | ⁵ Energy efficiency class (EEC) on a scale of A++ (highest efficiency) to E (lowest efficiency)

LED GX53^{1,2}

CIRCOLUX LED^{1,2}



LEDVANCE
3 year
guarantee⁴

LED GX53^{1,2}

PRODUCT FEATURES

- LED alternative to high voltage halogen lamps
- Not dimmable
- Base: GX53
- Good quality of light; color rendering index $R_a: \geq 80$
- Lifetime: up to 15,000 h

PRODUCT BENEFITS

- Quick, simple and safe replacement without rewiring
- Design, dimensions, luminous flux comparable to an incandescent or halogen lamp
- Low maintenance costs thanks to long lifetime
- No UV and near-IR radiation in the light beam
- Instant 100 % light, no warm-up time

AREAS OF APPLICATION

- Kitchen lighting
- Domestic applications
- Commercial applications
- General illumination
- Outdoor use in outdoor luminaires only (minimum IP65)

Product name	GTIN (EAN)	W _W	W	lm	K	CRI	L [mm]	d [mm]	°	t [h] ⁵	Energy efficiency class (EEC) ⁶	No.	No.	
P GX53 40 120° 6 W/2700K GX53 ³	4058075448803	40	GX53	6	470	2,700	80	28	75	120	15,000	A+	10	1
P GX53 40 120° 6 W/4000K GX53 ³	4058075448827	40	GX53	6	470	4,000	80	28	75	120	15,000	A+	10	1

CIRCOLUX LED^{1,2}

PRODUCT FEATURES

- Fold out base before first use
- Good quality of light; color rendering index $R_a: \geq 80$; constant chromaticity
- Not dimmable

PRODUCT BENEFITS

- High luminous flux
- Long lifetime of up to 15,000 h
- Low energy consumption
- Three year guarantee

AREAS OF APPLICATION

- LED alternative for applications requiring a high luminous flux
- General illumination
- Large shades and pendant luminaires
- Outdoor applications only in suitable luminaires

Product name	GTIN (EAN)	W _W	W	lm	K	CRI	L [mm]	d [mm]	°	t [h] ⁵	Energy efficiency class (EEC) ⁶	No.	No.	
CIR 100 160° 17 W/2700K E27	4058075271708	100	E27	17	1,521	2,700	≥ 80	86	260	160	15,000	A+	4	2

¹ Protection class: IP20 | ² Non-dimmable | ³ All technical parameters apply to the entire lamp. Due to the complex production process for light-emitting diodes, the typical values shown for the technical LED parameters are purely statistical values that do not necessarily match the actual technical parameters of each individual product, which can vary from the typical value | ⁴ You will find further information and the exact guarantee terms and conditions at www.ledvance.com/guarantee | ⁵ L70/B50 | ⁶ Energy efficiency class (EEC) on a scale of A++ (highest efficiency) to E (lowest efficiency)

PARATHOM Retrofit CLASSIC A DIM¹

Dimmable LED lamps, classic bulb shape



Compatibility list also online:
ledvance.com/compatibility



PRODUCT FEATURES

- Professional LED lamps for line voltage
- Beam angle: up to 300°
- Dimmable (with many common dimmers, see also www.ledvance.com/dim)
- Base: E27, B22d
- Lifetime: up to 15,000 h

PRODUCT BENEFITS

- Design, dimensions, luminous flux comparable to an incandescent or halogen lamp
- Very low energy consumption
- Robust against vibrations
- No UV and near-IR radiation in the light beam
- Instant 100 % light, no warm-up time

AREAS OF APPLICATION

- Perfect for decorative installations
- Domestic applications
- General illumination
- Outdoor use in outdoor luminaires only (minimum IP65)

Product name	GTIN (EAN)	w×w	mm	W	lm	K	CRI	$\frac{l}{d}$ [mm]	\varnothing d [mm]	Light bulb icon	t _h ⁴	Energy efficiency class ⁵	Box icon	No.
P CLAS A 40 5 W/2700K E27 ²	4058075439719	40	E27	5	470	2,700	95	104	60	frosted	15,000	A+	10	1
P CLAS A 60 7.5 W/2700K E27 ²	4058075439696	60	E27	7.5	806	2,700	95	104	60	clear	15,000	A+	10	1
P CLAS A 40 CL 5 W/2700K E27 ²	4058075439276	40	E27	5	470	2,700	≥80	105	60	frosted	15,000	A+	10	2
P CLAS A 40 FR 5 W/2700K E27 ²	4058075439399	40	E27	5	470	2,700	≥80	105	60	frosted	15,000	A+	10	3
P CLAS A 60 7 W/2700K B22d ²	4058075439191	60	B22d	7	806	2,700	≥80	104	60	clear	15,000	A++	10	4
P CLAS A 60 7 W/2700K E27 ²	4058075439290	60	E27	7	806	2,700	≥80	105	60	clear	15,000	A++	10	1
P CLAS A 60 7 W/2700K E27 ²	4058075439412	60	E27	7	806	2,700	≥80	105	60	frosted	15,000	A++	10	5
P CLAS A 60 7 W/2700K B22d ²	4058075438972	60	B22d	7	806	2,700	≥80	104	60	frosted	15,000	A++	10	6
P CLAS A 60 7 W/4000K E27 ²	4058075438958	60	E27	7	806	4,000	≥80	105	60	frosted	15,000	A++	10	5
P CLAS A 75 9 W/2700K E27 ²	4058075439214	75	E27	9	1,055	2,700	≥80	105	60	frosted	15,000	A++	10	7
P CLAS A 75 9 W/2700K E27 ²	4058075439238	75	E27	9	1,055	2,700	≥80	105	60	frosted	15,000	A++	10	5
P CLAS A 75 9 W/4000K E27 ²	4058075439177	75	E27	9	1,055	4,000	≥80	105	60	frosted	15,000	A++	10	5
P CLAS A 100 12 W/2700K E27 ²	4058075438996	100	E27	12	1,521	2,700	≥80	105	60	clear	15,000	A++	10	8
P CLAS A 100 12 W/2700K E27 ²	4058075439016	100	E27	12	1,521	2,700	≥80	105	60	frosted	15,000	A++	10	5
NEW P CLAS A 150 18 W/2700K E27 ²	4058075439917	150	E27	18	2,452	2,700	≥80	141	70	frosted	15,000	A++	10	9

¹ Protection class: IP20 | ² All technical parameters apply to the entire lamp. Due to the complex production process for light-emitting diodes, the typical values shown for the technical LED parameters are purely statistical values that do not necessarily match the actual technical parameters of each individual product, which can vary from the typical value. LED lamps contain several electronic components. Under unfavourable conditions these can lead to acoustic noise. In case of resonance even low noise can cause audible effect. Possible factors influencing this are the installation, the design of the lamp holder and the luminaire (acoustic resonance effect) as well as the dimmer or the transformer (harmonics or electronic resonance) | ³ You will find further information and the exact guarantee terms and conditions at www.ledvance.com/guarantee | ⁴ L70/B50 | ⁵ Energy efficiency class (EEC) on a scale of A++ (highest efficiency) to E (lowest efficiency)

PARATHOM Retrofit CLASSIC A^{1,2}

LED lamps, classic bulb shape



PRODUCT FEATURES

- Professional LED lamps for line voltage
- Beam angle: up to 300°
- Not dimmable
- Base: E27
- Lifetime: up to 15,000 h

PRODUCT BENEFITS

- Lamps with innovative LED „filament“ technology
- Design, dimensions, luminous flux comparable to an incandescent or halogen lamp
- Very low energy consumption
- No UV and near-IR radiation in the light beam
- Instant 100 % light, no warm-up time

AREAS OF APPLICATION

- Perfect for decorative installations
- Domestic applications
- General illumination
- Outdoor use in outdoor luminaires only (minimum IP65)

Product name	GTIN (EAN)	W/W	mm	W	lm	K	CRI	$\frac{l}{d}$ (mm)	$\frac{d}{d}$ (mm)	Light bulb icon	t(h) ⁵	Energy efficiency class (EEC) ⁶	Box icon	No.
P RF CLAS A 40 4 W/2700K E27 ³	4058075439870	40	E27	4	470	2,700	≥80	105	60	clear	15,000	A++	10	1
P CLAS A 40 FR 4 W/2700K B22d ³	4058075439832	40	B22d	4	470	2,700	≥80	104	60	frosted	15,000	A++	10	2
P CLAS A 40 4 W/2700K E27 ³	4058075439818	40	E27	4	470	2,700	≥80	105	60	frosted	15,000	A++	10	3
P CLAS A 40 4 W/2700K B22d ³	4058075439894	40	B22d	4	470	2,700	≥80	104	60	clear	15,000	A++	10	4
P CLAS A 40 4 W/4000K E27 ³	4058075439610	40	E27	4	470	4,000	≥80	105	60	clear	15,000	A++	10	1
P CLAS A 40 4 W/4000K E27 ³	4058075439795	40	E27	4	470	4,000	≥80	105	60	frosted	15,000	A++	10	3
P CLAS A 60 FR 7 W/2700K B22d ³	4058075061798	60	B22d	7	806	2,700	≥80	104	60	frosted	15,000	A++	10	2
P CLAS A 60 7 W/2700K E27 ³	4058075817234	60	E27	7	806	2,700	≥80	105	60	frosted	15,000	A++	10	3
P RF CLAS A 60 7 W/2700K E27 ³	4052899961654	60	E27	7	806	2,700	≥80	105	60	clear	15,000	A++	10	5
P CLAS A 60 CL 7 W/2700K B22d ³	4058075061675	60	B22d	7	806	2,700	≥80	104	60	clear	15,000	A++	10	4
P CLAS A 60 6.5 W/4000K E27 ³	4058075817173	60	E27	6.5	806	4,000	≥80	105	60	clear	15,000	A++	10	5
P CLAS A 60 7 W/4000K E27 ³	4058075808416	60	E27	7	806	4,000	≥80	105	60	frosted	15,000	A++	10	3
P CLAS A 75 7.5 W/2700K E27 ³	4058075287501	75	E27	7.5	1,055	2,700	≥80	105	60	clear	15,000	A++	10	6
P CLAS A 75 8 W/2700K E27 ³	4058075287525	75	E27	7.5	1,055	2,700	≥80	105	60	frosted	15,000	A++	10	3
P CLAS A 75 8 W/4000K E27 ³	4058075287549	75	E27	7.5	1,055	4,000	≥80	105	60	clear	15,000	A++	10	6
P CLAS A 75 8 W/4000K E27 ³	4058075287563	75	E27	7.5	1,055	4,000	≥80	105	60	frosted	15,000	A++	10	3
P CLAS A 100 10 W/2700K E27 ³	4058075438538	100	E27	10	1,521	2,700	≥80	105	60	clear	15,000	A++	10	7
P CLAS A 100 10 W/2700K E27 ³	4058075438453	100	E27	10	1,521	2,700	≥80	105	60	frosted	15,000	A++	10	3
P CLAS A 100 10 W/4000K E27 ³	4058075439573	100	E27	10	1,521	4,000	≥80	105	60	clear	15,000	A++	10	7
P CLAS A 150 16 W/2700K E27 ³	4058075439733	150	E27	16	2,500	2,700	≥80	126	70	frosted	15,000	A++	10	8
P CLAS A 150 16 W/4000K E27 ³	4058075439757	150	E27	16	2,500	4,000	≥80	126	70	frosted	15,000	A++	10	8

¹ Protection class: IP20 | ² Non-dimmable | ³ All technical parameters apply to the entire lamp. Due to the complex production process for light-emitting diodes, the typical values shown for the technical LED parameters are purely statistical values that do not necessarily match the actual technical parameters of each individual product, which can vary from the typical value | ⁴ You will find further information and the exact guarantee terms and conditions at www.ledvance.com/guarantee | ⁵ L70/B50 | ⁶ Energy efficiency class (EEC) on a scale of A++ (highest efficiency) to E (lowest efficiency)

PARATHOM Retrofit CLASSIC B DIM¹

Dimmable LED lamps, classic bulb shape



Compatibility list also online:
ledvance.com/compatibility



PRODUCT FEATURES

- Professional LED lamps for line voltage
- Dimmable (with many common dimmers, see also www.ledvance.com/dim)
- Lifetime: up to 15,000 h
- Beam angle: up to 300°
- Lamp made of glass

PRODUCT BENEFITS

- Design, dimensions, luminous flux comparable to an incandescent lamp
- Very low energy consumption
- Robust against vibrations
- Instant 100 % light, no warm-up time
- Can be easily fitted instead of ordinary light bulbs

AREAS OF APPLICATION

- Perfect for decorative installations
- Domestic applications
- General illumination
- Outdoor use in outdoor luminaires only (minimum IP65)

Product name	GTIN (EAN)	w	W	lm	K	CRI	$\frac{l}{d}$ (mm)	$\frac{d}{l}$ (mm)	Light bulb icon	t _h ⁴	Energy efficiency class ⁵	Stacking icon	No.	
P CLAS B 40 5 W/2700K E14 ²	4058075439672	40	E14	5	470	2,700	95	97	35	clear	15,000	A+	10	1
P CLAS B 40 5 W/2700K E14 ²	4058075439337	40	E14	5	470	2,700	≥80	97	35	clear	15,000	A+	10	1
P CLAS B 40 5 W/2700K E27 ²	4058075438798	40	E27	5	470	2,700	≥80	95	35	clear	15,000	A+	10	2
P CLAS B 40 FR 5 W/2700K E14 ²	4058075439375	40	E14	5	470	2,700	≥80	97	35	frosted	15,000	A+	10	3
P CLAS B 40 5 W/2700K B22d ²	4058075438873	40	B22d	5	470	2,700	≥80	94	35	frosted	15,000	A+	10	4
P CLAS B 60 6.5 W/2700K E14 ²	4058075438835	60	E14	6.5	806	2,700	≥80	97	35	frosted	15,000	A++	10	3

¹ Protection class: IP20 | ² All technical parameters apply to the entire lamp. Due to the complex production process for light-emitting diodes, the typical values shown for the technical LED parameters are purely statistical values that do not necessarily match the actual technical parameters of each individual product, which can vary from the typical value. LED lamps contain several electronic components. Under unfavourable conditions these can lead to acoustic noise. In case of resonance even low noise can cause audible effect. Possible factors influencing this are the installation, the design of the lamp holder and the luminaire (acoustic resonance effect) as well as the dimmer or the transformer (harmonics or electronic resonance) | ³ You will find further information and the exact guarantee terms and conditions at www.ledvance.com/guarantee | ⁴ L70/B50 | ⁵ Energy efficiency class (EEC) on a scale of A++ (highest efficiency) to E (lowest efficiency)

PARATHOM Retrofit CLASSIC B^{1,2}

LED lamps, classic mini-candle shape



LEDVANCE
4 year
guarantee

PRODUCT FEATURES

- Professional LED lamps for line voltage
- Beam angle: up to 300°
- Not dimmable
- Base: E14
- Lifetime: up to 15,000 h

PRODUCT BENEFITS

- Lamps with innovative LED „filament“ technology
- Design, dimensions, luminous flux comparable to an incandescent or halogen lamp
- No UV and near-IR radiation in the light beam
- Instant 100 % light, no warm-up time
- Can be easily fitted instead of ordinary light bulbs

AREAS OF APPLICATION

- Perfect for decorative installations
- Domestic applications
- General illumination
- Outdoor use in outdoor luminaires only (minimum IP65)

Product name	GTIN (EAN)	w	W	lm	K	CRI	$\frac{l}{d}$ [mm]	$\frac{d}{d}$ [mm]	t _h ⁵	⁶	No.			
P RF CLAS B 25 2.5 W/2700K E14 ³	4058075287648	25	E14	2.5	250	2,700	≥80	100	35	clear	15,000	A++	10	1
P CLAS B 25 2.5 W/2700K B22d ³	4058075287686	25	B22d	2.5	250	2,700	≥80	91	35	clear	15,000	A++	10	2
P RF CLAS B 25 FR 2.5 W/2700K E14 ³	4058075287662	25	E14	2.5	250	2,700	≥80	100	35	frosted	15,000	A++	10	3
P CLAS B 40 4 W/2700K E14 ³	4058075438651	40	E14	4	470	2,700	≥80	100	35	clear	15,000	A++	10	4
P CLAS B 40 CL 4 W/2700K B22d ³	4058075439559	40	B22d	4	470	2,700	≥80	91	35	clear	15,000	A++	10	2
P CLAS B 40 4 W/2700K E27 ³	4058075439511	40	E27	4	470	2,700	≥80	92	35	clear	15,000	A++	10	5
P CLAS B 40 FR 4 W/2700K B22d ³	4058075439771	40	B22d	4	470	2,700	≥80	91	35	frosted	15,000	A++	10	6
P CLAS B 40 4 W/2700K E14 ³	4058075438576	40	E14	4	470	2,700	≥80	100	35	frosted	15,000	A++	10	3
P CLAS B 40 4 W/4000K E14 ³	4058075439535	40	E14	4	470	4,000	≥80	100	35	clear	15,000	A++	10	4
P CLAS B 60 6 W/2700K E14 ³	4058075439139	60	E14	6	806	2,700	≥80	100	35	clear	15,000	A++	10	7
P CLAS B 60 6 W/2700K E14 ³	4058075439153	60	E14	6	806	2,700	≥80	100	35	frosted	15,000	A++	10	8

¹ Protection class: IP20 | ² Non-dimmable | ³ All technical parameters apply to the entire lamp. Due to the complex production process for light-emitting diodes, the typical values shown for the technical LED parameters are purely statistical values that do not necessarily match the actual technical parameters of each individual product, which can vary from the typical value. LED lamps contain several electronic components. Under unfavourable conditions these can lead to acoustic noise. In case of resonance even low noise can cause audible effect. Possible factors influencing this are the installation, the design of the lamp holder and the luminaire (acoustic resonance effect) as well as the dimmer or the transformer (harmonics or electronic resonance) | ⁴ You will find further information and the exact guarantee terms and conditions at www.ledvance.com/guarantee | ⁵ L70/B50 | ⁶ Energy efficiency class (EEC) on a scale of A++ (highest efficiency) to E (lowest efficiency)

PARATHOM Retrofit CLASSIC BA^{1,2}

PARATHOM Retrofit CLASSIC BW^{1,2}



PARATHOM RETROFIT CLASSIC BA^{1,2}

Product name	GTIN (EAN)	w	W	lm	K	CRI	I [mm]	d [mm]	Light bulb icon	t[h] ⁵	Energy efficiency icon ⁶	Box icon	Light bulb icon No.	
P RF CLAS BA 40 4 W/2700K E14 ³	4058075438491	40	E14	4	470	2,700	≥80	121	35	clear	15,000	A++	10	1

PARATHOM RETROFIT CLASSIC BW^{1,2}

PRODUCT FEATURES

- Professional LED lamps for line voltage
- Beam angle: up to 300°
- Not dimmable
- Base: E14
- Lifetime: up to 15,000 h

PRODUCT BENEFITS

- Lamps with innovative LED „filament“ technology
- Design, dimensions, luminous flux comparable to an incandescent or halogen lamp
- No UV and near-IR radiation in the light beam
- Instant 100 % light, no warm-up time
- Can be easily fitted instead of ordinary light bulbs

AREAS OF APPLICATION

- Perfect for decorative installations
- Domestic applications
- General illumination
- Outdoor use in outdoor luminaires only (minimum IP65)

Product name	GTIN (EAN)	w	W	lm	K	CRI	I [mm]	d [mm]	Light bulb icon	t[h] ⁵	Energy efficiency icon ⁶	Box icon	Light bulb icon No.	
P RF CLAS BW 40 4 W/2700K E14 ³	4058075438477	40	E14	4	470	2,700	≥80	100	35	clear	15,000	A++	10	2

¹ Protection class: IP20 | ² Non-dimmable | ³ All technical parameters apply to the entire lamp. Due to the complex production process for light-emitting diodes, the typical values shown for the technical LED parameters are purely statistical values that do not necessarily match the actual technical parameters of each individual product, which can vary from the typical value | ⁴ You will find further information and the exact guarantee terms and conditions at www.ledvance.com/guarantee | ⁵ L70/B50 | ⁶ Energy efficiency class (EEC) on a scale of A++ (highest efficiency) to E (lowest efficiency)

PARATHOM Retrofit CLASSIC P DIM¹

Dimmable LED lamps, classic bulb shape



Compatibility list also online:
ledvance.com/compatibility



PRODUCT FEATURES

- Professional LED lamps for line voltage
- Dimmable (with many common dimmers, see also www.ledvance.com/dim)
- Lifetime: up to 15,000 h
- Beam angle: up to 300°
- Lamp made of glass

PRODUCT BENEFITS

- Design, dimensions, luminous flux comparable to an incandescent lamp
- Very low energy consumption
- Robust against vibrations
- Lamps with innovative LED „filament“ technology
- Instant 100 % light, no warm-up time

AREAS OF APPLICATION

- Perfect for decorative installations
- Domestic applications
- General illumination
- Outdoor use in outdoor luminaires only (minimum IP65)

Product name	GTIN (EAN)	w	W	lm	K	CRI	$\frac{l}{d}$ (mm)	$\frac{d}{d}$ (mm)	Light bulb icon	t _h ⁴	Energy efficiency class ⁵	Stack icon	No.	
P CLAS P 40 5 W/2700K E14 ²	4058075439658	40	E14	5	470	2,700	95	80	45	clear	15,000	A+	10	1
P CLAS P 40 5 W/2700K E27 ²	4058075439634	40	E27	5	470	2,700	95	78	45	clear	15,000	A+	10	2
P CLAS P 25 2.8 W/2700K E14 ²	4058075439252	25	E14	2.8	250	2,700	≥80	78	45	frosted	15,000	A++	10	3
P CLAS P 25 2.8 W/2700K E27 ²	4058075438934	25	E27	2.8	250	2,700	≥80	77	45	frosted	15,000	A++	10	4
P CLAS P 40 CL 5 W/2700K E27 ²	4058075438811	40	E27	5	470	2,700	≥80	77	45	clear	15,000	A+	10	5
P CLAS P 40 5 W/2700K E14 ²	4058075439313	40	E14	5	470	2,700	≥80	78	45	clear	15,000	A+	10	1
P CLAS P 40 5 W/2700K E14 ²	4058075439351	40	E14	5	470	2,700	≥80	78	45	frosted	15,000	A+	10	3
P CLAS P 40 FR 5 W/2700K E27 ²	4058075438897	40	E27	5	470	2,700	≥80	77	45	frosted	15,000	A+	10	6
P CLAS P 40 5 W/2700K B22d ²	4058075438910	40	B22d	5	470	2,700	≥80	76	45	frosted	15,000	A+	10	7
P CLAS P 60 6.5 W/2700K E14 ²	4058075438859	60	E14	6.5	806	2,700	≥80	78	45	frosted	15,000	A++	10	3

¹ Protection class: IP20 | ² All technical parameters apply to the entire lamp. Due to the complex production process for light-emitting diodes, the typical values shown for the technical LED parameters are purely statistical values that do not necessarily match the actual technical parameters of each individual product, which can vary from the typical value. LED lamps contain several electronic components. Under unfavourable conditions these can lead to acoustic noise. In case of resonance even low noise can cause audible effect. Possible factors influencing this are the installation, the design of the lamp holder and the luminaire (acoustic resonance effect) as well as the dimmer or the transformer (harmonics or electronic resonance) | ³ You will find further information and the exact guarantee terms and conditions at www.ledvance.com/guarantee | ⁴ L70/B50 | ⁵ Energy efficiency class (EEC) on a scale of A++ (highest efficiency) to E (lowest efficiency)

PARATHOM Retrofit CLASSIC P^{1,2}

LED lamps, classic mini-ball shape



PRODUCT FEATURES

- Professional LED lamps for line voltage
- Beam angle: up to 300°
- Not dimmable
- Lifetime: up to 15,000 h
- Lamp made of glass

PRODUCT BENEFITS

- Lamps with innovative LED „filament“ technology
- Design, dimensions, luminous flux comparable to an incandescent or halogen lamp
- Very low energy consumption
- No UV and near-IR radiation in the light beam
- Instant 100 % light, no warm-up time

AREAS OF APPLICATION

- Perfect for decorative installations
- Domestic applications
- General illumination
- Outdoor use in outdoor luminaires only (minimum IP65)

Product name	GTIN (EAN)	w×w	h	W	lm	K	CRI	$\frac{l}{d}$ [mm]	\varnothing [mm]	Light bulb icon	t _h ⁵	Energy efficiency class icon ⁶	Box icon	Light bulb icon No.
P CLAS P 15 1.5 W/2700K E27 ³	4058075287945	15	E27	1.5	136	2,700	≥80	77	45	clear	15,000	A++	10	1
P CLAS P 25 2.5 W/2700K E14 ³	4058075287969	25	E14	2.5	250	2,700	≥80	77	45	clear	15,000	A++	10	2
P CLAS P 25 2.5 W/2700K E27 ³	4058075287983	25	E27	2.5	250	2,700	≥80	77	45	clear	15,000	A++	10	1
P CLAS P 25 2.5 W/2700K E14 ³	4058075438675	25	E14	2.5	250	2,700	≥80	77	45	frosted	15,000	A++	10	3
P CLAS P 25 2.5 W/2700K E27 ³	4058075288027	25	E27	2.5	250	2,700	≥80	77	45	frosted	15,000	A++	10	4
P RF CLAS P 40 4 W/2700K E14 ³	4058075438613	40	E14	4	470	2,700	≥80	77	45	clear	15,000	A++	10	5
P RF CLAS P 40 4 W/2700K E14 ³	4058075438552	40	E14	4	470	2,700	≥80	77	45	frosted	15,000	A++	10	3
P CLAS P 40 FR 4 W/2700K B22d ³	4058075439450	40	B22d	4	470	2,700	≥80	76	45	frosted	15,000	A++	10	6
P RF CLAS P 40 4 W/2700K E27 ³	4058075439436	40	E27	4	470	2,700	≥80	77	45	frosted	15,000	A++	10	4
P CLAS P 60 6.5 W/2700K E14 ³	4058075439092	60	E14	6.5	806	2,700	≥80	78	45	clear	15,000	A++	10	5
P CLAS P 60 6 W/2700K E27 ³	4058075439078	60	E27	6	806	2,700	≥80	77	45	clear	15,000	A++	10	7
P CLAS P 60 6.5 W/2700K E14 ³	4058075439115	60	E14	6.5	806	2,700	≥80	78	45	frosted	15,000	A++	10	8

¹ Protection class: IP20 | ² Non-dimmable | ³ All technical parameters apply to the entire lamp. Due to the complex production process for light-emitting diodes, the typical values shown for the technical LED parameters are purely statistical values that do not necessarily match the actual technical parameters of each individual product, which can vary from the typical value | ⁴ You will find further information and the exact guarantee terms and conditions at www.ledvance.com/guarantee | ⁵ L70/B50 | ⁶ Energy efficiency class (EEC) on a scale of A++ (highest efficiency) to E (lowest efficiency)

PARATHOM CLASSIC GLOBE DIM¹

LED lamps, classic ball shape



Compatibility list also online:
ledvance.com/compatibility



1



PRODUCT FEATURES

- Dimmable (with many common dimmers, see also www.ledvance.com/dim)
- Lifetime: up to 15,000 h
- Beam angle: up to 360°
- Professional LED lamps for line voltage
- Lamp made of glass

PRODUCT BENEFITS

- Lamps with innovative LED „filament“ technology
- Very low energy consumption
- Can be easily fitted instead of ordinary light bulbs
- Instant 100 % light, no warm-up time

AREAS OF APPLICATION

- Perfect for decorative installations
- Domestic applications
- General illumination
- Outdoor use in outdoor luminaires only (minimum IP65)

Product name	GTIN (EAN)	w	W	lm	K	CRI	$\frac{l}{d}$ [mm]	$\frac{d}{d}$ [mm]	Light bulb icon	t _h ⁴	Energy efficiency class ⁵	Energy efficiency class (EEC) icon	No.	
P GLOBE 75 9 W/2700K E27 ²	4058075439030	75	E27	9	1,055	2,700	≥80	138	95	frosted	15,000	A++	6	1
SST CLAS Globe 100 12 W/2700K E27 ²	4058075439054	100	E27	12	1,521	2,700	≥80	138	95	frosted	15,000	A++	6	1

¹ Protection class: IP20 | ² All technical parameters apply to the entire lamp. Due to the complex production process for light-emitting diodes, the typical values shown for the technical LED parameters are purely statistical values that do not necessarily match the actual technical parameters of each individual product, which can vary from the typical value | ³ You will find further information and the exact guarantee terms and conditions at www.ledvance.com/guarantee | ⁴ L70/B50 | ⁵ Energy efficiency class (EEC) on a scale of A++ (highest efficiency) to E (lowest efficiency)

PARATHOM Retrofit CLASSIC GLOBE^{1,2}

LED lamps, classic ball shape



PRODUCT FEATURES

- LED lamps for line voltage
- Not dimmable
- Lifetime: up to 15,000 h
- Beam angle: up to 360°
- Lamp made of glass

PRODUCT BENEFITS

- Very low energy consumption
- Instant 100 % light, no warm-up time
- Can be easily fitted instead of ordinary light bulbs
- Design, dimensions, luminous flux comparable to an incandescent lamp
- Lamps with innovative LED „filament“ technology

AREAS OF APPLICATION

- Perfect for decorative installations
- Domestic applications
- General illumination
- Outdoor use in outdoor luminaires only (minimum IP65)

Product name	GTIN (EAN)	w	W	lm	K	CRI	$\frac{l}{d}$ [mm]	$\frac{d}{d}$ [mm]	t _h ⁵	η ⁶	No.	No.		
ST GLOBE 25 2.5 W/2700K E27 ³	4058075438774	25	E27	2.5	250	2,700	≥80	168	124	clear	15,000	A++	10	1
ST GLOBE 40 4 W/2700K E27 ³	4058075439498	40	E27	4	470	2,700	≥80	168	124	clear	15,000	A++	10	2
P RF GLOBE 60 6.5 W/2700K E27 ³	4058075288300	60	E27	6.5	806	2,700	≥80	168	124	clear	15,000	A++	10	3
P GLOBE 60 6.5 W/2700K E27 ³	4058075288348	60	E27	6.5	806	2,700	≥80	135	95	frosted	15,000	A++	6	4
P GLOBE 100 12 W/2700K E27 ³	4058075438736	100	E27	12	1,521	2,700	≥80	138	95	frosted	15,000	A++	6	4

¹ Protection class: IP20 | ² Non-dimmable | ³ All technical parameters apply to the entire lamp. Due to the complex production process for light-emitting diodes, the typical values shown for the technical LED parameters are purely statistical values that do not necessarily match the actual technical parameters of each individual product, which can vary from the typical value | ⁴ You will find further information and the exact guarantee terms and conditions at www.ledvance.com/guarantee | ⁵ L70/B50 | ⁶ Energy efficiency class (EEC) on a scale of A++ (highest efficiency) to E (lowest efficiency)

PARATHOM Retrofit CLASSIC ST^{1,2}

LED lamps, classic Edison bulb shape



PRODUCT FEATURES

- Professional LED lamps for line voltage
- Not dimmable
- Lifetime: up to 15,000 h
- Beam angle: up to 360°
- Lamp made of glass

PRODUCT BENEFITS

- Lamps with innovative LED „filament“ technology
- Very low energy consumption
- Instant 100 % light, no warm-up time
- Can be easily fitted instead of ordinary light bulbs

AREAS OF APPLICATION

- Perfect for decorative installations
- Domestic applications
- General illumination
- Outdoor use in outdoor luminaires only (minimum IP65)

Product name	GTIN (EAN)	w	W	lm	K	CRI	$\frac{l}{d}$ [mm]	$\frac{d}{d}$ [mm]	Light type	t _h ⁵	Energy efficiency class ⁶	Quantity	No.	
P RF CLAS ST 40 4 W/2700K E27 ³	40580754 38750	40	E27	4	470	2,700	≥80	143	64	clear	15,000	A++	10	1
P RF CLAS ST 40 4 W/2700K E27 ³	40580754 38712	40	E27	4	470	2,700	≥80	143	64	frosted	15,000	A++	10	2
P RF CLAS ST 55 6.5 W/2700K E27 ³	40580754 38699	55	E27	6.5	730	2,700	≥80	143	64	frosted	15,000	A++	10	2

¹ Protection class: IP20 | ² Non-dimmable | ³ All technical parameters apply to the entire lamp. Due to the complex production process for light-emitting diodes, the typical values shown for the technical LED parameters are purely statistical values that do not necessarily match the actual technical parameters of each individual product, which can vary from the typical value | ⁴ You will find further information and the exact guarantee terms and conditions at www.ledvance.com/guarantee | ⁵ L70/B50 | ⁶ Energy efficiency class (EEC) on a scale of A++ (highest efficiency) to E (lowest efficiency)

PARATHOM CLASSIC A Mirror^{1,2}

PARATHOM Retrofit CLASSIC P Mirror^{1,2}



PARATHOM CLASSIC A MIRROR^{1,2}

Product name	GTIN (EAN)	w	W	lm	K	CRI	l [mm]	d [mm]	Light bulb icon	t [h]	Energy efficiency icon	Recycling icon	No.	
P CLAS A 50 6.5 W/2700K E27 ³	4058075287365	50	E27	6.5	650	2,700	≥80	105	60	clear	15,000	A+	10	1

PARATHOM RETROFIT CLASSIC P MIRROR^{1,2}

PRODUCT FEATURES

- Bulb crown coating: gold or silver
- Beam angle: up to 300°
- Lamp made of glass
- Good quality of light; color rendering index $R_a \geq 80$; constant chromaticity

PRODUCT BENEFITS

- Long lifetime of up to 15,000 h
- Low energy consumption
- Easy relamping thanks to compact design
- Instant 100 % light, no warm-up time
- Lamps with innovative LED „filament“ technology

AREAS OF APPLICATION

- Perfect for decorative installations
- Mirror lighting
- Domestic applications
- General illumination
- Outdoor use in outdoor luminaires only (minimum IP65)

Product name	GTIN (EAN)	w	W	lm	K	CRI	l [mm]	d [mm]	Light bulb icon	t [h]	Energy efficiency icon	Recycling icon	No.	
P RF CLAS P 31 4 W/2700K E14 ³	4058075439474	31	E14	4	350	2,700	≥80	77	45	clear	15,000	A+	10	2

¹ Protection class: IP20 | ² Non-dimmable | ³ All technical parameters apply to the entire lamp. Due to the complex production process for light-emitting diodes, the typical values shown for the technical LED parameters are purely statistical values that do not necessarily match the actual technical parameters of each individual product, which can vary from the typical value | ⁴ You will find further information and the exact guarantee terms and conditions at www.ledvance.com/guarantee | ⁵ L70/B50 | ⁶ Energy efficiency class (EEC) on a scale of A++ (highest efficiency) to E (lowest efficiency)

LED STAR DÉCOR CLASSIC A^{1,2}

Colored LED lamps, classic bulb shape, with retrofit screw base



PRODUCT FEATURES

- LED lamps for line voltage
- Conventional light bulb shape
- Base: E27
- Not suitable for use with dimmers
- Mercury-free lamps

PRODUCT BENEFITS

- Very low energy consumption
- Extremely long life
- Simple direct replacement for conventional incandescent lamps
- Low thermal output
- Suitable for indoors and outdoors

AREAS OF APPLICATION

- Indoor lighting, terraces, beer gardens and restaurants
- Energy-saving low-maintenance use in marquees and leisure parks
- Garlands of lights
- Outdoor use in outdoor luminaires only (minimum IP65)

Product name	GTIN (EAN)	w	W	lm	K	CRI	$\frac{l}{d}$ (mm)	$\frac{d}{d}$ (mm)	Light bulb icon	t(h) ⁴	Box icon	No.	
ST CLAS A 15 300° 2.5 W/2200K E27	4058075433922	15	E27	2.5	235	2,200	≥60	105	60	clear	15,000	10	1
ST CLAS A 15 300° 2.5 W/3000K E27	4058075433946	15	E27	2.5	45	3,000	≥55	105	60	clear	15,000	10	2
ST CLAS A 15 300° 2.5 W/1500K E27	4058075433960	15	E27	2.5	160	1,500	≥50	105	60	clear	15,000	10	3
ST CLAS A 15 300° 2.5 W/7500K E27	4058075433984	15	E27	2.5	45	7,500	≥15	105	60	clear	15,000	10	4
ST CLAS A 15 300° 2.5 W/3000K E27	4058075434004	15	E27	2.5	10	3,000	10	105	60	clear	15,000	10	5

¹ Protection class: IP20 | ² Non-dimmable | ³ You will find further information and the exact guarantee terms and conditions at www.ledvance.com/guarantee | ⁴ L70/B50

Vintage 1906 LED DIM¹

LED lamps, dimmable vintage edition



Compatibility list also online:
ledvance.com/compatibility



PRODUCT FEATURES

- LED lamps for line voltage
- Lamp made of glass
- Lifetime: up to 15,000 h
- Beam angle: up to 360°
- Dimmable (with many common dimmers, see also www.ledvance.com/dim)

PRODUCT BENEFITS

- Very low energy consumption
- Instant 100 % light, no warm-up time
- Can be easily fitted instead of ordinary light bulbs
- Lamps with innovative LED „filament“ technology

AREAS OF APPLICATION

- Perfect for decorative installations
- Domestic applications
- General illumination
- Outdoor use in outdoor luminaires only (minimum IP65)

Product name	GTIN (EAN)	w	W	lm	K	CRI	$\frac{l}{d}$ (mm)	$\frac{d}{d}$ (mm)	Light bulb icon	t _h ⁴	Energy efficiency class ⁵	Box icon	No.	
1906 LED Big Globe DIM 12 5 W/1800K E27 ²	4058075270046	12	E27	5	110	1,800	≥80	283	200	clear	15,000	A	4	1
1906 LED CLAS Big Grape DIM 12 5 W/1800K E27 ²	4058075270022	12	E27	5	110	1,800	≥80	290	160	clear	15,000	A	4	2
1906 LED GLOBE DIM 25 4.5 W/2000K E27 ²	4058075270008	25	E27	4.5	250	2,000	≥80	178	125	clear	15,000	A	4	3
1906 LEDISON DIM 25 4.5 W/2000K E27 ²	4058075269965	25	E27	4.5	250	2,000	≥80	140	64	clear	15,000	A	4	4
1906 LED Big Globe DIM 28 5 W/2000K E27 ²	4058075269729	28	E27	5	300	2,000	≥80	283	200	clear	15,000	A+	4	5
1906 LED CLAS Big Grape DIM 28 5 W/2000K E27 ²	4058075269705	28	E27	5	300	2,000	≥80	290	160	clear	15,000	A+	4	6
1906 LEDISON DIM 7 W/2500K E27 ²	4052899972360	55	E27	7	725	2,500	≥80	145	64	clear	15,000	A+	4	7
1906 LED GLOBE DIM 7 W/2500K E27 ²	4058075808997	55	E27	7	725	2,500	≥80	173	125	clear	15,000	A+	4	8

¹ Protection class: IP20 | ² All technical parameters apply to the entire lamp. Due to the complex production process for light-emitting diodes, the typical values shown for the technical LED parameters are purely statistical values that do not necessarily match the actual technical parameters of each individual product, which can vary from the typical value | ³ You will find further information and the exact guarantee terms and conditions at www.ledvance.com/guarantee | ⁴ L70/B50 | ⁵ Energy efficiency class (EEC) on a scale of A++ (highest efficiency) to E (lowest efficiency)

Vintage 1906 LED^{1,2}

LED lamps, vintage edition



PRODUCT FEATURES

- LED lamps for line voltage
- Lamp made of glass
- Lifetime: up to 15,000 h
- Beam angle: up to 360°
- Good quality of light; color rendering index $R_a \geq 80$; constant chromaticity

PRODUCT BENEFITS














- Very low energy consumption
- Instant 100 % light, no warm-up time
- Can be easily fitted instead of ordinary light bulbs
- Lamps with innovative LED „filament“ technology

AREAS OF APPLICATION

- Perfect for decorative installations
- Domestic applications
- General illumination
- Outdoor use in outdoor luminaires only (minimum IP65)

Product name	GTIN (EAN)	W	W	Im	K	CRI	l (lm)	Ø (mm)	h (mm)	t (h)	5	6	No.	
1906 LED CLAS A 12 5 W/1800K E27 ³	4058075269903	12	E27	5	110	1,800	≥80	290	160	-	15,000	A+	4	1
1906 LED GLOBE 12 5 W/1800K E27 ³	4058075269927	12	E27	5	110	1,800	≥80	283	200	-	15,000	A	4	2
1906 LED CLAS B 12 1.5 W/2400K E14 ³	4058075293205	12	E14	1.5	120	2,400	≥80	100	35	-	15,000	A++	10	3
1906 LED CLAS BA 12 1.5 W/2400K E14 ³	4058075293229	12	E14	1.5	120	2,400	≥80	121	35	-	15,000	A++	10	4
1906 LED CLAS BW 12 1.5 W/2400K E14 ³	4058075293243	12	E14	1.5	120	2,400	≥80	100	35	-	15,000	A++	10	5
RF1906 GLOBE 15 5 W/1800K E27 ³	4058075269989	15	E27	5	140	1,800	≥80	178	125	-	15,000	A	4	6
RF1906 CLAS ST 15 5 W/1800K E27 ³	4058075269941	15	E27	5	140	1,800	≥80	140	64	clear	15,000	A	4	7
1906 LED TUBE 20 CL 2.5 W/2000K E27 ³	4058075808171	20	E27	2.5	200	2,000	≥80	138	32	clear	15,000	A+	4	8
ST CLAS P 22 2.5 W/2400K E14 ³	4058075290815	22	E14	2.5	220	2,400	≥80	77	45	clear	15,000	A++	10	9
RF1906 CLAS ST 22 2.5 W/2400K E27 ³	4058075808706	22	E27	2.5	220	2,400	≥80	143	64	clear	15,000	A++	4	10
1906 LED CLAS A 22 2.5 W/2400K E27 ³	4058075293199	22	E27	2.5	220	2,400	≥80	105	60	-	15,000	A+	10	11
1906 LED CLAS BW 22 2.5 W/2400K E14 ³	4058075293274	22	E14	2.5	220	2,400	≥80	100	35	-	15,000	A++	10	5
Vintage 1906 LED 22 2.5 W/2400K E14 ³	4058075293212	22	E14	2.5	220	2,400	≥80	100	35	-	15,000	A++	10	3
RF1906 GLOBE 22 2.5 W/2400K E27 ³	4058075808980	22	E27	2.5	220	2,400	≥80	168	124	clear	15,000	A++	4	12

¹ Protection class: IP20 | ² Non-dimmable | ³ All technical parameters apply to the entire lamp. Due to the complex production process for light-emitting diodes, the typical values shown for the technical LED parameters are purely statistical values that do not necessarily match the actual technical parameters of each individual product, which can vary from the typical value | ⁴ You will find further information and the exact guarantee terms and conditions at www.ledvance.com/guarantee | ⁵ L70/B50 | ⁶ Energy efficiency class (EEC) on a scale of A++ (highest efficiency) to E (lowest efficiency)

Product name	GTIN (EAN)													
1906 LED CLAS BA 22 2.5 W/2400K E14 ³	4058075293236	22	E14	2.5	220	2,400	≥80	121	35	-	15,000	A++	10	4
RF1906 CLAS ST 25 5 W/2000K E27 ³	4058075092112	25	E27	5	250	2,000	≥80	140	64	-	15,000	A	4	13
RF1906 GLOBE 25 CL 5 W/2000K E27 ³	4058075092136	25	E27	5	250	2,000	≥80	178	125	-	15,000	A	4	14
RF1906 GLOBE 28 5 W/2000K E27 ³	4058075092013	28	E27	5	300	2,000	≥80	283	200	-	15,000	A+	4	15
1906 LED CLAS A 28 5 W/2000K E27 ³	4058075091993	28	E27	5	300	2,000	≥80	290	160	-	15,000	A+	4	16
1906 LED TUBE 35 CL 5 W/2000K E27 ³	4058075808188	35	E27	5	400	2,000	≥80	185	32	clear	15,000	A+	4	17
RF1906 GLOBE 35 CL 4 W/2400K E27 ³	4052899962071	35	E27	4	410	2,400	≥80	168	124	clear	15,000	A++	4	18
1906 LED CLAS B 35 4 W/2400K E14 ³	4058075293434	35	E14	4	410	2,400	≥80	100	35	clear	15,000	A++	10	19
1906 LED CLAS P 35 4 W/2400K E14 ³	4058075293496	35	E14	4	410	2,400	≥80	77	45	clear	15,000	A++	10	20
1906 LED CLAS A 35 4 W/2400K E27 ³	4058075293090	35	E27	4	410	2,400	≥80	105	60	-	15,000	A++	10	21
1906 LED OVAL 36 4.5 W/2500K E27 ³	4058075091979	36	E27	4.5	420	2,500	≥80	156	75	-	15,000	A+	4	22
RF1906 CLAS ST 4 W/2500K E27 CL ³	4052899962095	37	E27	4	420	2,500	≥80	145	64	clear	15,000	A++	4	23
Vintage 1906 LED Diamond 40 CL 4.5 W/2500K E27 ³	4058075091955	40	E27	4.5	470	2,500	≥80	140	110	-	15,000	A+	4	24
Vintage 1906 LED Pine 40 4.5 W/2500K E27 ³	4058075092037	40	E27	4.5	470	2,500	≥80	168	125	-	15,000	A++	4	25
RF1906 GLOBE 54 6.5 W/2400K E27 ³	4058075809406	54	E27	6.5	720	2,400	≥80	168	124	clear	15,000	A++	4	18
1906 LED CLAS A 55 6.5 W/2400K E27 ³	4058075293298	55	E27	6.5	725	2,400	≥80	105	60	-	15,000	A+	10	21
1906 LED CLAS A 68 8 W/2500K E27 ³	4058075293359	68	E27	8	950	2,500	≥80	105	60	-	15,000	A++	10	21

³ All technical parameters apply to the entire lamp. Due to the complex production process for light-emitting diodes, the typical values shown for the technical LED parameters are purely statistical values that do not necessarily match the actual technical parameters of each individual product, which can vary from the typical value |⁵ L70/B50 | ⁶ Energy efficiency class (EEC) on a scale of A++ (highest efficiency) to E (lowest efficiency)

Vintage 1906 PenduLum PRO^{1,2}

Vintage 1906 PenduLum CANOPY^{1,2}



VINTAGE 1906 PENDULUM PRO^{1,2}

PRODUCT FEATURES

- Reduced industrial design
- Made of classic materials
- Special vintage appeal when combined with 1906 LED and halogen lamps
- Flexible mounting options: leash principle
- Available in various colors

PRODUCT BENEFITS

- Flexible lighting thanks to countless mounting possibilities
- Made of solid aluminum with high-quality appearance
- Semi-matt surface with great look and feel
- Accessories for flexible mounting options included

AREAS OF APPLICATION

- Living areas (living rooms, dining rooms, bedrooms etc.)
- Professional (hotels, bars, boutiques etc.)

Product name	GTIN (EAN)	Ø d (mm)	CABLE LENGTH	Icons	No.
Vintage 1906 PenduLum PRO Black	4058075153844	68	3,000	Lightbulb, Box, Lightbulb	1
Vintage 1906 PenduLum PRO Gold	4058075153868	68	3,000	Lightbulb, Box, Lightbulb	2

VINTAGE 1906 PENDULUM CANOPY^{1,2}

PRODUCT BENEFITS

- Ceiling mounting accessory to combine up to three PenduLum luminaires

AREAS OF APPLICATION

- Living areas (living rooms, dining rooms, bedrooms etc.)
- Professional (hotels, bars, boutiques etc.)

Product name	GTIN (EAN)	Ø d (mm)	CABLE LENGTH	Icons	No.
Vintage 1906 PenduLum Canopy	4058075116917	200	4	Lightbulb, Box, Lightbulb	3

¹ Protection class: IP20 | ² Non-dimmable

PARATHOM CLASSIC A DIM¹

Dimmable LED lamps, classic bulb shape



Compatibility list also online:
ledvance.com/compatibility



PRODUCT FEATURES

- Professional LED lamps for line voltage
- Dimmable (with many common dimmers, see also www.ledvance.com/dim)
- Long lifetime: up to 25,000 h
- Good quality of light; color rendering index $R_a \geq 80$; constant chromaticity

PRODUCT BENEFITS

- Low energy consumption
- High color consistency thanks to narrow binning
- Easy replacement of classic lamps thanks to compact design

AREAS OF APPLICATION

- Domestic applications
- General illumination
- Outdoor use in outdoor luminaires only (minimum IP65)

Product name	GTIN (EAN)	w	W	lm	K	CRI	$\frac{l}{d}$ (mm)	$\frac{d}{l}$ (mm)	Light type	t _h ⁴	Energy efficiency class (EEC) ⁵	Guarantee (years)	Light No.	
P CLAS A 60 9 W/2700K E27 ²	4058075462571	60	E27	9	806	2,700	≥ 80	110	60	frosted	25,000	A+	10	1
P CLAS A 75 10.5 W/2700K E27 ²	4058075462595	75	E27	10.5	1,055	2,700	≥ 80	110	60	frosted	25,000	A+	10	2
P CLAS A 100 13 W/2700K E27 ²	4058075462618	100	E27	13	1,521	2,700	≥ 80	120	60	frosted	25,000	A+	10	3
P CLAS A 150 21 W/2700K E27 ²	4058075462632	150	E27	21	2,452	2,700	≥ 80	143	67	frosted	25,000	A+	10	4

¹ Protection class: IP20 | ² All technical parameters apply to the entire lamp. Due to the complex production process for light-emitting diodes, the typical values shown for the technical LED parameters are purely statistical values that do not necessarily match the actual technical parameters of each individual product, which can vary from the typical value. LED lamps contain several electronic components. Under unfavourable conditions these can lead to acoustic noise. In case of resonance even low noise can cause audible effect. Possible factors influencing this are the installation, the design of the lamp holder and the luminaire (acoustic resonance effect) as well as the dimmer or the transformer (harmonics or electronic resonance) | ³ You will find further information and the exact guarantee terms and conditions at www.ledvance.com/guarantee | ⁴ L70/B50 | ⁵ Energy efficiency class (EEC) on a scale of A++ (highest efficiency) to E (lowest efficiency)

PARATHOM CLASSIC A^{1,2}

LED lamps, classic bulb shape



PRODUCT FEATURES

- Professional LED lamps for line voltage
- Not dimmable
- Lifetime: up to 15,000 h
- Good quality of light; color rendering index $R_a \geq 80$; constant chromaticity

PRODUCT BENEFITS

- Low energy consumption
- Easy replacement of classic lamps thanks to compact design
- Instant 100 % light, no warm-up time

AREAS OF APPLICATION

- Domestic applications
- General illumination
- Outdoor use in outdoor luminaires only (minimum IP65)

Product name	GTIN (EAN)	WxW	W	lm	K	CRI	$\frac{l}{d}$ (mm)	$\varnothing d$ (mm)	Light bulb icon	t _h ⁵	Energy efficiency class ⁶	Box icon	Light bulb icon No.	
P CLAS A 40 5.5 W/2700K E27 ³	4058075463165	40	E27	5.5	470	2,700	≥80	95	55	frosted	15,000	A+	10	1
P CLAS A 40 5.5 W/4000K E27 ³	4058075463189	40	E27	5.5	470	4,000	≥80	95	55	frosted	15,000	A+	10	1
P CLAS A 60 8.5 W/2700K E27 ³	4058075463288	60	E27	8.5	806	2,700	≥80	113	60	frosted	15,000	A+	10	2
P CLAS A 60 8.5 W/2700K B22d ⁴	4058075463325	60	B22d	8.5	806	2,700	≥80	112	60	frosted	15,000	A+	10	3
P CLAS A 60 8.5 W/4000K E27 ³	4058075463301	60	E27	8.5	806	4,000	≥80	113	60	frosted	15,000	A+	10	2
P CLAS A 75 10 W/2700K E27 ³	4058075463202	75	E27	10	1,055	2,700	≥80	118	60	frosted	15,000	A+	10	4
P CLAS A 75 10 W/4000K E27 ³	4058075463226	75	E27	10	1,055	4,000	≥80	118	60	frosted	15,000	A+	10	4
P CLAS A 100 13 W/2700K E27 ³	4058075463240	100	E27	13	1,521	2,700	≥80	118	60	frosted	15,000	A+	10	5
P CLAS A 100 13 W/4000K E27 ³	4058075463264	100	E27	13	1,521	4,000	≥80	118	60	frosted	15,000	A+	10	5
P CLAS A 150 19 W/2700K E27 ³	4058075463127	150	E27	19	2,452	2,700	≥80	128	68	frosted	15,000	A++	10	6

¹ Protection class: IP20 | ² Non-dimmable | ³ All technical parameters apply to the entire lamp. Due to the complex production process for light-emitting diodes, the typical values shown for the technical LED parameters are purely statistical values that do not necessarily match the actual technical parameters of each individual product, which can vary from the typical value |

⁴ You will find further information and the exact guarantee terms and conditions at www.ledvance.com/guarantee | ⁵ L70/B50 | ⁶ Energy efficiency class (EEC) on a scale of A++ (highest efficiency) to E (lowest efficiency)

PARATHOM CLASSIC B DIM¹

Dimmable LED lamps, classic mini-candle shape



Compatibility list also online:
ledvance.com/compatibility



1



PRODUCT FEATURES

- Professional LED lamps for line voltage
- Dimmable (with many common dimmers, see also www.ledvance.com/dim)
- Lifetime: up to 25,000 h
- Good quality of light; color rendering index $R_a \geq 80$; constant chromaticity

PRODUCT BENEFITS

- Low energy consumption
- High color consistency thanks to narrow binning
- Easy replacement of classic lamps thanks to compact design

AREAS OF APPLICATION

- Domestic applications
- General illumination
- Outdoor use in outdoor luminaires only (minimum IP65)

Product name	GTIN (EAN)	W	W	lm	K	CRI	$\frac{l}{d}$ (mm)	$\frac{d}{h}$ (mm)	Light bulb icon	t(h) ⁴	Energy efficiency class (EEC) ⁵	IP	No.	
P CLAS B 40 5 W/2700K E14 ²	4058075462533	40	E14	5	470	2,700	≥ 80	102	35	frosted	25,000	A+	10	1

¹ Protection class: IP20 | ² All technical parameters apply to the entire lamp. Due to the complex production process for light-emitting diodes, the typical values shown for the technical LED parameters are purely statistical values that do not necessarily match the actual technical parameters of each individual product, which can vary from the typical value in preparation | ³ You will find further information and the exact guarantee terms and conditions at www.ledvance.com/guarantee | ⁴ L70/B50 | ⁵ Energy efficiency class (EEC) on a scale of A++ (highest efficiency) to E (lowest efficiency)

PARATHOM CLASSIC B^{1,2}

LED lamps, classic mini-candle shape



1



PRODUCT FEATURES

- Professional LED lamps for line voltage
- Not dimmable
- Lifetime: up to 15,000 h
- Good quality of light; color rendering index $R_a: \geq 80$; constant chromaticity

PRODUCT BENEFITS

- Low energy consumption
- Easy replacement of classic lamps thanks to compact design
- Instant 100 % light, no warm-up time

AREAS OF APPLICATION

- Domestic applications
- General illumination
- Chandeliers
- Outdoor use in outdoor luminaires only (minimum IP65)

Product name	GTIN (EAN)	W	W	lm	K	CRI	$\frac{l}{d}$ (mm)	$\frac{d}{d}$ (mm)	Light bulb icon	t(h) ⁵	Energy efficiency class (EEC) ⁶	IP	No.	
P CLAS B 40 5.5 W/2700K E14 ³	4058075463349	40	E14	5.5	470	2,700	≥ 80	100	37	frosted	15,000	A+	10	1

¹ Protection class: IP20 | ² Non-dimmable | ³ All technical parameters apply to the entire lamp. Due to the complex production process for light-emitting diodes, the typical values shown for the technical LED parameters are purely statistical values that do not necessarily match the actual technical parameters of each individual product, which can vary from the typical value in development, data preliminary | ⁴ You will find further information and the exact guarantee terms and conditions at www.ledvance.com/guarantee | ⁵ L70/B50 | ⁶ Energy efficiency class (EEC) on a scale of A++ (highest efficiency) to E (lowest efficiency)

PARATHOM CLASSIC P DIM¹

Dimmable LED lamps, classic mini-ball shape



Compatibility list also online:
ledvance.com/compatibility



1



3

PRODUCT FEATURES

- Professional LED lamps for line voltage
- Dimmable (with many common dimmers, see also www.ledvance.com/dim)
- Long lifetime: up to 25,000 h
- Good quality of light; color rendering index $R_a \geq 80$; constant chromaticity

PRODUCT BENEFITS

- Low energy consumption
- High color consistency thanks to narrow binning
- Easy replacement of classic lamps thanks to compact design

AREAS OF APPLICATION

- Domestic applications
- General illumination
- Outdoor use in outdoor luminaires only (minimum IP65)

Product name	GTIN (EAN)	w	e	w	lm	K	CRI	$\frac{l}{d}$ (mm)	$\frac{d}{l}$ (mm)	Light bulb icon	t(h) ⁴	Energy efficiency class icon ⁵	No. of lamps	No.
P CLAS P 40 4.5 W/2700K E14 ²	4058075462557	40	E14	4.5	470	2,700	≥ 80	78	45	frosted	25,000	A++	10	1

¹ Protection class: IP20 | ² All technical parameters apply to the entire lamp. Due to the complex production process for light-emitting diodes, the typical values shown for the technical LED parameters are purely statistical values that do not necessarily match the actual technical parameters of each individual product, which can vary from the typical value in preparation | ³ You will find further information and the exact guarantee terms and conditions at www.ledvance.com/guarantee | ⁴ L70/B50 | ⁵ Energy efficiency class (EEC) on a scale of A++ (highest efficiency) to E (lowest efficiency)

PARATHOM CLASSIC P^{1,2}

LED lamps, classic mini-ball shape



1



PRODUCT FEATURES

- Professional LED lamps for line voltage
- Not dimmable
- Lifetime: up to 15,000 h
- Good quality of light; color rendering index $R_a: \geq 80$; constant chromaticity

PRODUCT BENEFITS

- Low energy consumption
- Easy replacement of classic lamps thanks to compact design
- Instant 100 % light, no warm-up time

AREAS OF APPLICATION

- Domestic applications
- General illumination
- Outdoor use in outdoor luminaires only (minimum IP65)

Product name	GTIN (EAN)	w	W	lm	K	CRI	$\frac{l}{d}$ (mm)	$\frac{d}{l}$ (mm)	Light bulb icon	t(h) ⁵	Energy efficiency class (EEC) ⁶	IP	No.	
P CLAS P 40 5.5 W/2700K E14 ³	4058075463141	40	E14	5.5	470	2,700	≥ 80	82	45	frosted	15,000	A+	10	1

¹ Protection class: IP20 | ² Non-dimmable | ³ All technical parameters apply to the entire lamp. Due to the complex production process for light-emitting diodes, the typical values shown for the technical LED parameters are purely statistical values that do not necessarily match the actual technical parameters of each individual product, which can vary from the typical value | ⁴ You will find further information and the exact guarantee terms and conditions at www.ledvance.com/guarantee | ⁵ L70/B50 | ⁶ Energy efficiency class (EEC) on a scale of A++ (highest efficiency) to E (lowest efficiency)

PARATHOM STICK^{1,2}

LED lamps, classic stick shape



1



PRODUCT FEATURES

- LED alternative to conventional lamps
- Lifetime: up to 15,000 h
- Not dimmable
- Good quality of light; color rendering index $R_a: \geq 80$; constant chromaticity

PRODUCT BENEFITS

- Low energy consumption
- Attractive lamp appearance
- Instant 100 % light, no warm-up time

AREAS OF APPLICATION

- All domestic rooms, especially where the lamps are visible
- Wherever compact and efficient lamps are needed
- Outdoor use in outdoor luminaires only (minimum IP65)

Product name	GTIN (EAN)	w	W	lm	K	CRI	$\frac{l}{d}$ [mm]	\varnothing [mm]	Light bulb icon	t _h ⁵	Energy efficiency class icon ⁶	Light bulb icon	No.	
P STICK 60 FR 8 W/2700K E27 ³	4058075292635	60	E27	8	806	2,700	≥ 80	114	40,4	frosted	15,000	A+	10	1
P STICK 60 FR 8 W/4000K E27 ³	4058075292659	60	E27	8	806	4,000	≥ 80	114	40,4	frosted	15,000	A+	10	1
P STICK 75 FR 10 W/2700K E27 ³	4058075292673	75	E27	10	1,050	2,700	≥ 80	114	40,4	frosted	15,000	A+	10	1
P STICK 75 FR 10 W/4000K E27 ³	4058075292697	75	E27	10	1,050	4,000	≥ 80	114	40,4	frosted	15,000	A+	10	1

¹ Protection class: IP20 | ² Non-dimmable | ³ All technical parameters apply to the entire lamp. Due to the complex production process for light-emitting diodes, the typical values shown for the technical LED parameters are purely statistical values that do not necessarily match the actual technical parameters of each individual product, which can vary from the typical value | ⁴ You will find further information and the exact guarantee terms and conditions at www.ledvance.com/guarantee | ⁵ L70/B50 | ⁶ Energy efficiency class (EEC) on a scale of A++ (highest efficiency) to E (lowest efficiency)

PARATHOM PRO PAR16¹

Dimmable LED reflector lamps PAR16 with retrofit pin base



Compatibility list also online:
ledvance.com/compatibility



PRODUCT FEATURES

- LED alternative to high voltage halogen lamps
- ≤ 3 sdcM
- Base: GU10
- Lamp made of glass
- Excellent color rendering ($R_a: 97$)

PRODUCT BENEFITS

- Quick, simple and safe replacement without rewiring
- Design, dimensions, luminous flux comparable to an incandescent or halogen lamp
- Low maintenance costs thanks to long lifetime
- No UV and near-IR radiation in the light beam
- Stepless dimming

AREAS OF APPLICATION

- Shops and exhibition rooms
- Domestic applications
- Commercial applications
- Accent lighting
- Outdoor use in outdoor luminaires only (minimum IP65)

Product name	GTIN (EAN)	W _{EQ}	W	lm	cd	K	CRI	$\Delta\theta$	ϕ_d (mm)	t_{Hj} ⁴	λ ⁵	Light No.		
PPRO PAR 16 35 36° 3.7 W/2700K GU10 ²	4058075260016	35	GU10	3.7	230	690	2,700	97	36	51	40,000	A	10	1
PPRO PAR 16 35 36° 3.7 W/3000K GU10 ²	4058075259997	35	GU10	3.7	230	690	3,000	97	36	51	40,000	A	10	1
PPRO PAR 16 35 36° 3.7 W/4000K GU10 ²	4058075259898	35	GU10	3.7	230	690	4,000	97	36	51	40,000	A	10	1
PPRO PAR 16 50 36° 6 W/2700K GU10 ²	4058075448728	50	GU10	6	350	630	2,700	97	36	50	40,000	A	10	1
PPRO PAR 16 50 36° 6 W/3000K GU10 ²	4058075448704	50	GU10	6	350	630	3,000	97	36	50	40,000	A	10	1
PPRO PAR 16 50 36° 6 W/4000K GU10 ²	4058075448681	50	GU10	6	350	630	4,000	97	36	50	40,000	A	10	1
PPRO PAR 16 80 36° 9.5 W/2700K GU10 ²	4058075449107	80	GU10	9.5	545	840	2,700	97	36	50	40,000	A	10	2
PPRO PAR 16 80 36° 9.5 W/3000K GU10 ²	4058075449084	80	GU10	9.5	545	840	3,000	97	36	50	40,000	A	10	2
PPRO PAR 16 80 36° 9.5 W/4000K GU10 ²	4058075449060	80	GU10	9.5	545	840	4,000	97	36	50	40,000	A	10	2

¹ Protection class: IP20 | ² All technical parameters apply to the entire lamp. Due to the complex production process for light-emitting diodes, the typical values shown for the technical LED parameters are purely statistical values that do not necessarily match the actual technical parameters of each individual product, which can vary from the typical value | ³ You will find further information and the exact guarantee terms and conditions at www.ledvance.com/guarantee | ⁴ L70/B50 | ⁵ Energy efficiency class (EEC) on a scale of A++ (highest efficiency) to E (lowest efficiency)

PARATHOM DIM PAR16¹

Dimmable LED reflector lamps PAR16 with retrofit pin base



Compatibility list also online:
ledvance.com/compatibility



1 2 3 4



PRODUCT FEATURES

- LED alternative to high voltage halogen lamps
- ≤ 5 sdcm
- Base: GU10
- Lamp made of glass
- Very high color rendering ($R_a: 90$)

PRODUCT BENEFITS

- Quick, simple and safe replacement without rewiring
- Design, dimensions, luminous flux comparable to an incandescent or halogen lamp
- Low maintenance costs thanks to long lifetime
- No UV and near-IR radiation in the light beam
- Stepless dimming

AREAS OF APPLICATION

- Shops and exhibition rooms
- Domestic applications
- Commercial applications
- Accent lighting
- Outdoor use in outdoor luminaires only (minimum IP65)

Product name	GTIN (EAN)	W	W	lm	cd	K	CRI	θ	ϕ	t _h	Energy efficiency class	RoHS	LED No.	
P PAR 16 35 36° 3.7 W/2700K GU10 ²	4058075259973	35	GU10	3.7	230	630	2,700	≥ 90	36	51	25,000	A+	10	1
P PAR 16 35 36° 3.7 W/3000K GU10 ²	4058075259959	35	GU10	3.7	230	630	3,000	≥ 90	36	51	25,000	A+	10	1
P PAR 16 35 36° 3.7 W/4000K GU10 ²	4058075259874	35	GU10	3.7	230	630	4,000	≥ 90	36	51	25,000	A+	10	1
P PAR 16 50 36° 5.5 W/2700K GU10 ²	4058075260139	50	GU10	5.5	350	720	2,700	≥ 90	36	51	25,000	A+	10	1
P PAR 16 50 36° 5.5 W/2700K GU10 ²	4058075260078	50	GU10	5.5	350	720	2,700	≥ 90	36	51	15,000	A+	50	1
P PAR 16 50 36° 5.5 W/3000K GU10 ²	4058075260115	50	GU10	5.5	350	720	3,000	≥ 90	36	51	25,000	A+	10	1
P PAR 16 50 36° 5.5 W/3000K GU10 ²	4058075260092	50	GU10	5.5	350	720	3,000	≥ 90	36	51	15,000	A+	50	1
P PAR 16 50 36° 5.5 W/4000K GU10 ²	4058075260054	50	GU10	5.5	350	720	4,000	≥ 90	36	51	25,000	A+	10	1
P PAR 16 50 36° 5.5 W/4000K GU10 ²	4058075260030	50	GU10	5.5	350	720	4,000	≥ 90	36	51	15,000	A+	50	1
P PAR 16 80 36° 8.3 W/2700K GU10 ²	4058075449282	80	GU10	8.3	550	840	2,700	≥ 90	36	50	25,000	A	10	1
P PAR16 DIM 80 120° 8.3 W/2700K GU10 ²	4058075449169	80	GU10	8.3	575	210	2,700	≥ 90	120	50	25,000	A	10	2
P PAR16 DIM 80 120° 8.3 W/4000K GU10 ²	4058075449121	80	GU10	8.3	575	210	4,000	≥ 90	120	50	25,000	A	10	2
P PAR 16 80 36° 8.3 W/4000K GU10 ²	4058075449244	80	GU10	8.3	550	840	4,000	≥ 90	36	50	25,000	A	10	1
P PAR 16 50 36° 5.5 W/2700K E14 ²	4058075448360	50	E14	5.5	350	750	2,700	90	36	50	25,000	A+	10	3
P PAR16 DIM 80 60° 8.3 W/2700K GU10 ²	4058075449220	80	GU10	8.3	550	560	2,700	90	60	50	25,000	A	10	1
P PAR16 DIM 80 60° 8.3 W/3000K GU10 ²	4058075449206	80	GU10	8.3	550	560	3,000	90	60	50	25,000	A	10	1
P PAR16 DIM 80 120° 8.3 W/3000K GU10 ²	4058075449145	80	GU10	8.3	575	210	3,000	90	120	50	25,000	A	10	2
P PAR 16 80 36° 8.3 W/3000K GU10 ²	4058075449268	80	GU10	8.3	550	840	3,000	90	36	50	25,000	A	10	1
P PAR16 DIM 80 60° 8.3 W/4000K GU10 ²	4058075449183	80	GU10	8.3	550	560	4,000	90	60	50	25,000	A	10	1
P PAR16 DIM 100 36° 9.6 W/2700K GU10 ²	4058075449343	100	GU10	9.6	750	1,100	2,700	80	36	50	25,000	A+	10	4
P PAR16 DIM 100 36° 9.6 W/3000K GU10 ²	4058075449329	100	GU10	9.6	750	1,100	3,000	80	36	50	25,000	A+	10	4
P PAR16 DIM 100 36° 9.6 W/4000K GU10 ²	4058075449305	100	GU10	9.6	750	1,100	4,000	80	36	50	25,000	A+	10	4

¹ Protection class: IP20 | ² All technical parameters apply to the entire lamp. Due to the complex production process for light-emitting diodes, the typical values shown for the technical LED parameters are purely statistical values that do not necessarily match the actual technical parameters of each individual product, which can vary from the typical value | ³ You will find further information and the exact guarantee terms and conditions at www.ledvance.com/guarantee | ⁴ L70/B50 | ⁵ Energy efficiency class (EEC) on a scale of A++ (highest efficiency) to E (lowest efficiency)

PARATHOM PAR16^{1,2}

LED reflector lamps PAR16 with retrofit pin base



PRODUCT FEATURES

- LED alternative to high voltage halogen lamps
- ≤6 sdcm
- Base: GU10
- Lamp made of glass
- Good quality of light; color rendering index $R_a: \geq 80$

PRODUCT BENEFITS

- Quick, simple and safe replacement without rewiring
- Design, dimensions, luminous flux comparable to an incandescent or halogen lamp
- Low maintenance costs thanks to long lifetime
- No UV and near-IR radiation in the light beam
- Instant 100 % light, no warm-up time

AREAS OF APPLICATION

- Shops and exhibition rooms
- Domestic applications
- Commercial applications
- Accent lighting
- Outdoor use in outdoor luminaires only (minimum IP65)

Product name	GTIN (EAN)	W	W	W	lm	cd	K	CRI	°	∅ d (mm)	t _h ⁵	6	7	8
P PAR 16 35 36° 2.6 W/2700K GU10 ³	4058075259935	35	GU10	2.6	230	450	2,700	≥80	36	51	15,000	A++	10	1
P PAR 16 35 36° 2.6 W/3000K GU10 ³	4058075259911	35	GU10	2.6	230	450	3,000	≥80	36	51	15,000	A++	10	1
P PAR 16 35 36° 2.6 W/4000K GU10 ³	4058075259850	35	GU10	2.6	230	450	4,000	≥80	36	51	15,000	A++	10	1
P PAR 16 50 36° 4.3 W/2700K GU10 ³	4052899958104	50	GU10	4.3	350	720	2,700	≥80	36	51	15,000	A++	10	1
P PAR 16 50 120° 4.3 W/2700K GU10 ³	4052899958111	50	GU10	4.3	350	130	2,700	≥80	120	51	15,000	A+	10	2
P PAR 16 50 36° 4.3 W/2700K GU10 ³	4058075051669	50	GU10	4.3	350	720	2,700	≥80	36	51	10,000	A++	50	1
P PAR 16 50 36° 4.3 W/3000K GU10 ³	4052899451735	50	GU10	4.3	350	720	3,000	≥80	36	51	15,000	A++	10	1
P PAR 16 50 120° 4.3 W/3000K GU10 ³	4058075023475	50	GU10	4.3	350	130	3,000	≥80	120	51	15,000	A+	10	2
P PAR 16 50 36° 4.3 W/3000K GU10 ³	4058075061149	50	GU10	4.3	350	720	3,000	≥80	36	51	10,000	A++	50	1
P PAR 16 50 36° 4.3 W/4000K GU10 ³	4052899958128	50	GU10	4.3	350	720	4,000	≥80	36	51	15,000	A++	10	1
P PAR 16 50 120° 4.3 W/4000K GU10 ³	4052899958142	50	GU10	4.3	350	130	4,000	≥80	120	51	15,000	A+	10	2
P PAR 16 50 36° 4.3 W/4000K GU10 ³	4058075061187	50	GU10	4.3	350	720	4,000	≥80	36	51	10,000	A++	50	1
P PAR 16 80 60° 6.9 W/2700K GU10 ³	4058075096486	80	GU10	6.9	575	680	2,700	≥80	60	51	15,000	A+	10	1
P PAR 16 80 36° 6.9 W/2700K GU10 ³	4052899958173	80	GU10	6.9	575	900	2,700	≥80	36	51	15,000	A+	10	1
P PAR 16 80 120° 6.9 W/2700K GU10 ³	4058075815872	80	GU10	6.9	575	210	2,700	≥80	120	51	15,000	A+	10	2
P PAR 16 80 36° 6.9 W/3000K GU10 ³	4058075815650	80	GU10	6.9	575	900	3,000	≥80	36	51	15,000	A+	10	1
P PAR 16 80 60° 6.9 W/3000K GU10 ³	4058075096462	80	GU10	6.9	575	680	3,000	≥80	60	51	15,000	A+	10	1
P PAR 16 80 120° 6.9 W/3000K GU10 ³	4058075815636	80	GU10	6.9	575	210	3,000	≥80	120	51	15,000	A+	10	2
P PAR 16 80 60° 6.9 W/4000K GU10 ³	4058075096448	80	GU10	6.9	575	680	4,000	≥80	60	51	15,000	A+	10	1
P PAR 16 80 36° 6.9 W/4000K GU10 ³	4052899958180	80	GU10	6.9	575	900	4,000	≥80	36	51	15,000	A+	10	1
P PAR 16 80 120° 6.9 W/4000K GU10 ³	4058075815674	80	GU10	6.9	575	210	4,000	≥80	120	51	15,000	A+	10	2
P PAR 16 50 36° 4.5 W/2700K E14 ³	4058075448384	50	E14	4.5	350	650	2,700	80	36	50	10,000	A+	10	3
P PAR 16 100 36° 9.6 W/2700K GU10 ³	4058075449046	100	GU10	9.6	750	1,100	2,700	80	36	50	15,000	A	10	4
P PAR 16 100 36° 9.6 W/3000K GU10 ³	4058075449022	100	GU10	9.6	750	1,100	3,000	80	36	50	15,000	A	10	4
P PAR 16 100 36° 9.6 W/4000K GU10 ³	4058075449008	100	GU10	9.6	750	1,100	4,000	80	36	50	15,000	A	10	4

¹ Protection class: IP20 | ² Non-dimmable | ³ All technical parameters apply to the entire lamp. Due to the complex production process for light-emitting diodes, the typical values shown for the technical LED parameters are purely statistical values that do not necessarily match the actual technical parameters of each individual product, which can vary from the typical value | ⁴ You will find further information and the exact guarantee terms and conditions at www.ledvance.com/guarantee | ⁵ L70/B50 | ⁶ Energy efficiency class (EEC) on a scale of A++ (highest efficiency) to E (lowest efficiency)

PARATHOM PRO MR16¹

Dimmable low-voltage LED reflector lamps MR16 with retrofit pin base



Compatibility list also online:
ledvance.com/compatibility



PRODUCT FEATURES

- LED alternative to low voltage halogen lamps
- ≤3 sdcm
- Base: GU5.3
- Lamp made of glass
- Excellent color rendering (R_a: 97)

PRODUCT BENEFITS

- Quick, simple and safe replacement without rewiring
- Design, dimensions, luminous flux comparable to an incandescent or halogen lamp
- Low maintenance costs thanks to long lifetime
- No UV and near-IR radiation in the light beam
- Stepless dimming

AREAS OF APPLICATION

- Shops and exhibition rooms
- Domestic applications
- Commercial applications
- Accent lighting
- Outdoor use in outdoor luminaires only (minimum IP65)

Product name	GTIN (EAN)	w×w	h	W	lm	cd	K	CRI	△	∅ d (mm)	t _h ⁴	5	6	7
PPRO MR16 20 36° 4.5 W/2700K GU5.3 ²	4058075431652	20	GU5.3	4.5	230	560	2,700	97	36	51	40,000	A+	10	1
PPRO MR16 20 36° 4.5 W/3000K GU5.3 ²	4058075431638	20	GU5.3	4.5	230	560	3,000	97	36	51	40,000	A+	10	1
PPRO MR16 20 36° 4.5 W/4000K GU5.3 ²	4058075431614	20	GU5.3	4.5	230	560	4,000	97	36	51	40,000	A+	10	1
PPRO MR16 35 36° 6.3 W/2700K GU5.3 ²	4058075449589	35	GU5.3	6.3	345	620	2,700	97	36	50	40,000	A	10	2
PPRO MR16 35 36° 6.3 W/3000K GU5.3 ²	4058075449565	35	GU5.3	6.3	345	620	3,000	97	36	50	40,000	A	10	2
PPRO MR16 35 36° 6.3 W/4000K GU5.3 ²	4058075449541	35	GU5.3	6.3	345	620	4,000	97	36	50	40,000	A	10	2
PPRO MR16 43 36° 7.8 W/2700K GU5.3 ²	4058075449527	43	GU5.3	7.8	500	850	2,700	97	36	50	40,000	A	10	2
PPRO MR16 43 36° 7.8 W/3000K GU5.3 ²	4058075449503	43	GU5.3	7.8	500	850	3,000	97	36	50	40,000	A	10	2
PPRO MR16 43 36° 7.8 W/4000K GU5.3 ²	4058075449480	43	GU5.3	7.8	500	850	4,000	97	36	50	40,000	A	10	2

¹ Protection class: IP20 | ² All technical parameters apply to the entire lamp. Due to the complex production process for light-emitting diodes, the typical values shown for the technical LED parameters are purely statistical values that do not necessarily match the actual technical parameters of each individual product, which can vary from the typical value | ³ You will find further information and the exact guarantee terms and conditions at www.ledvance.com/guarantee | ⁴ L70/B50 | ⁵ Energy efficiency class (EEC) on a scale of A++ (highest efficiency) to E (lowest efficiency)

PARATHOM DIM MR16¹

Dimmable low-voltage LED reflector lamps MR16 with retrofit pin base



Compatibility list also online:
ledvance.com/compatibility



1 2



PRODUCT FEATURES

- LED alternative to low voltage halogen lamps
- ≤5 sdcm
- Base: GU5.3
- Lamp made of glass
- Very high color rendering (R_a : 90)

PRODUCT BENEFITS

- Quick, simple and safe replacement without rewiring
- Design, dimensions, luminous flux comparable to an incandescent or halogen lamp
- Low maintenance costs thanks to long lifetime
- No UV and near-IR radiation in the light beam
- Stepless dimming

AREAS OF APPLICATION

- Shops and exhibition rooms
- Domestic applications
- Commercial applications
- Accent lighting
- Outdoor use in outdoor luminaires only (minimum IP65)

Product name	GTIN (EAN)	w	W	lm	cd	K	CRI	°	d (mm)	t _h	5	10	1	
P MR16 20 36° 3.4 W/2700K GU5.3 ²	4058075431577	20	GU5.3	3.4	230	560	2,700	≥90	36	51	25,000	A+	10	1
P MR16 20 36° 3.4 W/3000K GU5.3 ²	4058075431553	20	GU5.3	3.4	230	560	3,000	≥90	36	51	25,000	A+	10	1
P MR16 20 36° 3.4 W/4000K GU5.3 ²	4058075431539	20	GU5.3	3.4	230	560	4,000	≥90	36	51	25,000	A+	10	1
P MR16 35 36° 4.9 W/2700K GU5.3 ²	4058075431492	35	GU5.3	4.9	350	560	2,700	≥90	36	51	25,000	A+	10	1
P MR16 35 36° 4.9 W/3000K GU5.3 ²	4058075431478	35	GU5.3	4.9	350	560	3,000	≥90	36	51	25,000	A+	10	1
P MR16 35 36° 4.9 W/4000K GU5.3 ²	4058075431430	35	GU5.3	4.9	350	560	4,000	≥90	36	51	25,000	A+	10	1
P MR16 50 36° 8 W/2700K GU5.3 ²	4058075449466	50	GU5.3	8	561	1,000	2,700	≥90	36	51	25,000	A	10	2
P MR16 50 36° 8 W/4000K GU5.3 ²	4058075449428	50	GU5.3	8	561	1,000	4,000	≥90	36	51	25,000	A	10	2
P MR16 50 36° 8 W/3000K GU5.3 ²	4058075449442	50	GU5.3	8	561	1,000	3,000	90	36	51	25,000	A	10	2

¹ Protection class: IP20 | ² All technical parameters apply to the entire lamp. Due to the complex production process for light-emitting diodes, the typical values shown for the technical LED parameters are purely statistical values that do not necessarily match the actual technical parameters of each individual product, which can vary from the typical value | ³ You will find further information and the exact guarantee terms and conditions at www.ledvance.com/guarantee | ⁴ L70/B50 | ⁵ Energy efficiency class (EEC) on a scale of A++ (highest efficiency) to E (lowest efficiency)

PARATHOM MR16^{1,2}

Low-voltage LED reflector lamps MR16 with retrofit pin base



1 2



PRODUCT FEATURES

- LED alternative to low voltage halogen lamps
- ≤6 sdcm
- Base: GU5.3
- Lamp made of glass
- Good quality of light; color rendering index $R_a: \geq 80$

PRODUCT BENEFITS

- Quick, simple and safe replacement without rewiring
- Design, dimensions, luminous flux comparable to an incandescent or halogen lamp
- Low maintenance costs thanks to long lifetime
- No UV and near-IR radiation in the light beam
- Instant 100 % light, no warm-up time

AREAS OF APPLICATION

- Shops and exhibition rooms
- Domestic applications
- Commercial applications
- Accent lighting
- Outdoor use in outdoor luminaires only (minimum IP65)

Product name	GTIN (EAN)	w×w	mm	W	lm	cd	K	CRI	°	∅ d (mm)	t _h ⁵	°	°	°	°
P MR16 20 36° 2.6 W/2700K GU5.3 ³	4058075431379	20	GU5.3	2.6	230	680	2,700	≥80	36	51	15,000	A++	10	1	
P MR16 20 36° 2.6 W/3000K GU5.3 ³	4058075431355	20	GU5.3	2.6	230	680	3,000	≥80	36	51	15,000	A++	10	1	
P MR16 20 36° 2.6 W/4000K GU5.3 ³	4058075431317	20	GU5.3	2.6	230	680	4,000	≥80	36	51	15,000	A++	10	1	
P MR16 35 36° 3.8 W/2700K GU5.3 ³	4058075431256	35	GU5.3	3.8	350	790	2,700	≥80	36	51	15,000	A++	10	1	
P MR16 35 36° 3.8 W/3000K GU5.3 ³	4058075431218	35	GU5.3	3.8	350	790	3,000	≥80	36	51	15,000	A++	10	1	
P MR16 35 36° 3.8 W/4000K GU5.3 ³	4058075431157	35	GU5.3	3.8	350	790	4,000	≥80	36	51	15,000	A++	10	1	
P MR16 50 36° 8 W/2700K GU5.3 ³	4058075449404	50	GU5.3	8	621	1,000	2,700	≥80	36	50	15,000	A+	10	2	
P MR16 50 36° 8 W/4000K GU5.3 ³	4058075449367	50	GU5.3	8	621	1,000	4,000	≥80	36	50	15,000	A+	10	2	
P MR16 50 36° 8 W/3000K GU5.3 ³	4058075449381	50	GU5.3	8	621	1,000	3,000	80	36	50	15,000	A+	10	2	

¹ Protection class: IP20 | ² Non-dimmable | ³ All technical parameters apply to the entire lamp. Due to the complex production process for light-emitting diodes, the typical values shown for the technical LED parameters are purely statistical values that do not necessarily match the actual technical parameters of each individual product, which can vary from the typical value | ⁴ You will find further information and the exact guarantee terms and conditions at www.ledvance.com/guarantee | ⁵ L70/B50 | ⁶ Energy efficiency class (EEC) on a scale of A++ (highest efficiency) to E (lowest efficiency)

PARATHOM DIM MR11¹

Dimmable low-voltage LED reflector lamps MR11 with retrofit pin base



Compatibility list also online:
ledvance.com/compatibility



1



PRODUCT FEATURES

- LED alternative to low voltage halogen lamps
- ≤6 sdcm
- Base: G4
- Lamp made of glass
- Very high color rendering (R_a: 90)

PRODUCT BENEFITS

- Quick, simple and safe replacement without rewiring
- Design, dimensions, luminous flux comparable to an incandescent or halogen lamp
- Low maintenance costs thanks to long lifetime
- No UV and near-IR radiation in the light beam
- Stepless dimming

AREAS OF APPLICATION

- Shops and exhibition rooms
- Domestic applications
- Commercial applications
- Accent lighting
- Outdoor use in outdoor luminaires only (minimum IP65)

Product name	GTIN (EAN)	w	W	lm	cd	K	CRI	°	d (mm)	t _h ⁴	5	6	7	
P MR11 20 36° 3.2 W/2700K GU4 ²	4058075263925	20	GU4	3.2	184	400	2,700	≥90	36	35	25,000	A+	10	1
SST MR11 12 V 35 36° 4.5 W/2700K GU4 ²	4058075448407	35	GU4	4.5	345	600	2,700	90	36	35	25,000	A+	10	1

¹ Protection class: IP20 | ² All technical parameters apply to the entire lamp. Due to the complex production process for light-emitting diodes, the typical values shown for the technical LED parameters are purely statistical values that do not necessarily match the actual technical parameters of each individual product, which can vary from the typical value | ³ You will find further information and the exact guarantee terms and conditions at www.ledvance.com/guarantee | ⁴ L70/B50 | ⁵ Energy efficiency class (EEC) on a scale of A++ (highest efficiency) to E (lowest efficiency)

PARATHOM MR11 12 V^{1,2}

Low-voltage LED reflector lamps MR11 with retrofit pin base



1



PRODUCT FEATURES

- LED alternative to low voltage halogen lamps
- ≤6 sdc_m
- Base: GU4
- Lamp made of glass
- Good quality of light; color rendering index $R_a \geq 80$

PRODUCT BENEFITS

- Quick, simple and safe replacement without rewiring
- Design, dimensions, luminous flux comparable to an incandescent or halogen lamp
- Low maintenance costs thanks to long lifetime
- No UV and near-IR radiation in the light beam
- Compatible with many common conventional and electronic control gears (see also compatibility list)

AREAS OF APPLICATION

- Shops and exhibition rooms
- Domestic applications
- Commercial applications
- Accent lighting
- Outdoor use in outdoor luminaires only (minimum IP65)

Product name	GTIN (EAN)	W _{LED}	W _{equiv}	W	lm	cd	K	CRI	Beam angle	Ø d (mm)	t _h ⁵	Energy efficiency class ⁶	Energy efficiency class (EEC)	Energy efficiency class (EEC)	No.
P MR11 20 36° 2.5 W/2700K GU4 ³	4058075105195	20	GU4	2.5	184	400	2,700	≥80	36	35	15,000	A+	10	1	
P MR11 20 36° 2.5 W/4000K GU4 ³	4058075105157	20	GU4	2.5	184	400	4,000	≥80	36	35	15,000	A+	10	1	
P MR11 35 36° 4.2 W/2700K GU4 ³	4058075448766	35	GU4	4.2	345	600	2,700	80	36	35	15,000	A+	10	1	
P MR11 35 36° 4.2 W/4000K GU4 ³	4058075448780	35	GU4	4.2	360	650	4,000	80	36	35	15,000	A+	10	1	

¹ Protection class: IP20 | ² Non-dimmable | ³ All technical parameters apply to the entire lamp. Due to the complex production process for light-emitting diodes, the typical values shown for the technical LED parameters are purely statistical values that do not necessarily match the actual technical parameters of each individual product, which can vary from the typical value |

⁴ You will find further information and the exact guarantee terms and conditions at www.ledvance.com/guarantee | ⁵ L70/B50 | ⁶ Energy efficiency class (EEC) on a scale of A++ (highest efficiency) to E (lowest efficiency)

PARATHOM PRO AR111¹

Low-voltage LED reflector lamps AR111 with retrofit pin base



Compatibility list also online:
ledvance.com/compatibility



1



PRODUCT FEATURES

- LED alternative to low voltage halogen lamps
- ≤4 sdcm
- Base: G53
- Excellent color rendering (R_a : 97)
- Lifetime: up to 40,000 h

PRODUCT BENEFITS

- Quick, simple and safe replacement without rewiring
- Design, dimensions, luminous flux comparable to an incandescent or halogen lamp
- Low maintenance costs thanks to long lifetime
- No UV and near-IR radiation in the light beam
- Stepless dimming

AREAS OF APPLICATION

- Shops and exhibition rooms
- Domestic applications
- Commercial applications
- Accent lighting
- Outdoor use in outdoor luminaires only (minimum IP65)

Product name	GTIN (EAN)	w	W	lm	cd	K	CRI	°	d (mm)	t _h	5	6	1	
PPRO AR111 50 24° 7.3 W/2700K G53 ²	4058075448469	50	G53	7.3	450	1,600	2,700	97	24	111	40,000	A	6	1
PPRO AR111 50 40° 7.3 W/2700K G53 ²	4058075448421	50	G53	7.3	450	1,000	2,700	97	40	111	40,000	A	6	1
PPRO AR111 50 24° 7.3 W/3000K G53 ²	4058075448483	50	G53	7.3	450	1,600	3,000	97	24	111	40,000	A	6	1
PPRO AR111 50 40° 7.3 W/3000K G53 ²	4058075448445	50	G53	7.3	450	1,000	3,000	97	40	111	40,000	A	6	1
PPRO AR111 75 24° 11.5 W/2700K G53 ²	4058075448889	75	G53	11.5	800	2,000	2,700	97	24	110.7	40,000	A	6	1
PPRO AR111 75 40° 11.5 W/2700K G53 ²	4058075448841	75	G53	11.5	800	1,250	2,700	97	40	110.7	40,000	A	6	1
PPRO AR111 75 24° 11.5 W/3000K G53 ²	4058075448902	75	G53	11.5	800	2,000	3,000	97	24	110.7	40,000	A	6	1
PPRO AR111 75 40° 11.5 W/3000K G53 ²	4058075448865	75	G53	11.5	800	1,250	3,000	97	40	110.7	40,000	A	6	1
PPRO AR111 75 24° 11.5 W/4000K G53 ²	4058075448926	75	G53	11.5	820	2,100	4,000	97	24	110.7	40,000	A	6	1
PPRO AR111 100 24° 13.3 W/2700K G53 ²	4058075448742	100	G53	13.3	950	2,150	2,700	97	24	110.7	40,000	A	6	1

¹ Protection class: IP20 | ² All technical parameters apply to the entire lamp. Due to the complex production process for light-emitting diodes, the typical values shown for the technical LED parameters are purely statistical values that do not necessarily match the actual technical parameters of each individual product, which can vary from the typical value | ³ You will find further information and the exact guarantee terms and conditions at www.ledvance.com/guarantee | ⁴ L70/B50 | ⁵ Energy efficiency class (EEC) on a scale of A++ (highest efficiency) to E (lowest efficiency)

PARATHOM DIM PAR20¹

PARATHOM DIM PAR30¹



Compatibility list also online:
ledvance.com/compatibility



PARATHOM DIM PAR20¹

PRODUCT FEATURES

- LED alternative to high voltage halogen lamps
- ≤6 sdcM
- Base: E27
- Lamp made of glass
- Very high color rendering (R_a: 90)

PRODUCT BENEFITS

- Quick, simple and safe replacement without rewiring
- Design, dimensions, luminous flux comparable to an incandescent or halogen lamp
- Low maintenance costs thanks to long lifetime
- No UV and near-IR radiation in the light beam
- Stepless dimming

AREAS OF APPLICATION

- Shops and exhibition rooms
- Domestic applications
- Commercial applications
- Accent lighting
- Outdoor use in outdoor luminaires only (minimum IP65)

Product name	GTIN (EAN)	W	W	lm	cd	K	CRI	°	d (mm)	t (h)	5	6	No.	
P PAR 20 50 36° 5 W/2700K E27 ²	4058075264267	50	E27	5	345	800	2,700	≥90	36	63	25,000	A+	6	1

PARATHOM DIM PAR30¹

PRODUCT FEATURES

- LED alternative to high voltage halogen lamps
- ≤6 sdcM
- Base: E27
- Lamp made of glass
- Very high color rendering (R_a: 90)

PRODUCT BENEFITS

- Quick, simple and safe replacement without rewiring
- Design, dimensions, luminous flux comparable to an incandescent or halogen lamp
- Low maintenance costs thanks to long lifetime
- No UV and near-IR radiation in the light beam
- Stepless dimming

AREAS OF APPLICATION

- Shops and exhibition rooms
- Domestic applications
- Commercial applications
- Accent lighting
- Outdoor use in outdoor luminaires only (minimum IP65)

Product name	GTIN (EAN)	W	W	lm	cd	K	CRI	°	d (mm)	t (h)	5	6	No.	
P PAR 30 75 36° 10 W/2700K E27 ²	4058075264304	75	E27	10	633	1,600	2,700	≥90	36	95	25,000	A	6	2

¹ Protection class: IP20 | ² All technical parameters apply to the entire lamp. Due to the complex production process for light-emitting diodes, the typical values shown for the technical LED parameters are purely statistical values that do not necessarily match the actual technical parameters of each individual product, which can vary from the typical value | ³ You will find further information and the exact guarantee terms and conditions at www.ledvance.com/guarantee | ⁴ L70/B50 | ⁵ Energy efficiency class (EEC) on a scale of A++ (highest efficiency) to E (lowest efficiency)

PARATHOM DIM PAR38

Dimmable LED reflector lamps PAR38 with retrofit screw base



Compatibility list also online:
ledvance.com/compatibility



1



PRODUCT FEATURES

- LED alternative to high voltage halogen lamps
- ≤6 sdcM
- Base: E27
- Lamp made of glass
- Good quality of light; color rendering index $R_a \geq 80$

PRODUCT BENEFITS

- Quick, simple and safe replacement without rewiring
- Design, dimensions, luminous flux comparable to an incandescent or halogen lamp
- Low maintenance costs thanks to long lifetime
- No UV and near-IR radiation in the light beam
- Stepless dimming

AREAS OF APPLICATION

- Shops and exhibition rooms
- Domestic applications
- Commercial applications
- Accent lighting
- Outdoor use in outdoor luminaires only (minimum IP65)

Product name	GTIN (EAN)	W _W	W	lm	cd	K	CRI	△	∅ _d (mm)	t _h ³	Energy efficiency class (EEC) ⁴	Number of lamps per box	Light bulb No.	
P PAR 38 120 30° 12.5 W/2700K E27 ¹	4058075264083	120	E27	12.5	1,035	2,600	2,700	80	30	120	25,000	A+	6	1

¹ All technical parameters apply to the entire lamp. Due to the complex production process for light-emitting diodes, the typical values shown for the technical LED parameters are purely statistical values that do not necessarily match the actual technical parameters of each individual product, which can vary from the typical value | ² You will find further information and the exact guarantee terms and conditions at www.ledvance.com/guarantee | ³ L70/B50 | ⁴ Energy efficiency class (EEC) on a scale of A++ (highest efficiency) to E (lowest efficiency)

PARATHOM PAR38¹

LED reflector lamps PAR38 with retrofit screw base



IP65

LEDVANCE³
4 year guarantee

PRODUCT FEATURES

- LED alternative to high voltage halogen lamps
- ≤6 sdcm
- Base: E27
- Lamp made of glass
- Good quality of light; color rendering index $R_a: \geq 80$

PRODUCT BENEFITS

- Quick, simple and safe replacement without rewiring
- Design, dimensions, luminous flux comparable to an incandescent or halogen lamp
- Low maintenance costs thanks to long lifetime
- No UV and near-IR radiation in the light beam
- Instant 100 % light, no warm-up time

AREAS OF APPLICATION

- Shops and exhibition rooms
- Domestic applications
- Commercial applications
- Accent lighting
- Outdoor use in outdoor luminaires only (minimum IP65)

Product name	GTIN (EAN)	w	W	lm	cd	K	CRI	°	d (mm)	t _h ⁴	5	6	No.	
P PAR 38 120 15° 12.5 W/2700K E27 ²	4058075264069	120	E27	12.5	1,035	4,500	2,700	80	15	120	25,000	A+	6	1
P PAR 38 120 30° 12.5 W/2700K E27 ²	4058075264106	120	E27	12.5	1,035	2,600	2,700	80	30	120	25,000	A+	6	2

¹ Non-dimmable | ² All technical parameters apply to the entire lamp. Due to the complex production process for light-emitting diodes, the typical values shown for the technical LED parameters are purely statistical values that do not necessarily match the actual technical parameters of each individual product, which can vary from the typical value | ³ You will find further information and the exact guarantee terms and conditions at www.ledvance.com/guarantee | ⁴ L70/B50 | ⁵ Energy efficiency class (EEC) on a scale of A++ (highest efficiency) to E (lowest efficiency)

LED STAR R39^{1,2}

LED reflector lamps R39 with retrofit screw base



1



PRODUCT FEATURES

- LED alternative to high voltage halogen lamps
- ≤ 6 sdc_m
- Base: E14
- Lamp made of glass
- Good quality of light; color rendering index $R_a: \geq 80$

PRODUCT BENEFITS

- Quick, simple and safe replacement without rewiring
- Design, dimensions, luminous flux comparable to an incandescent or halogen lamp
- Low maintenance costs thanks to long lifetime
- No UV and near-IR radiation in the light beam
- Instant 100 % light, no warm-up time

AREAS OF APPLICATION

- Shops and exhibition rooms
- Domestic applications
- Commercial applications
- Accent lighting
- Outdoor use in outdoor luminaires only (minimum IP65)

Product name	GTIN (EAN)	w	W	lm	cd	K	CRI	Δ	\varnothing d (mm)	t ₉₀ ⁵	η ⁶	IP	No.	
ST R39 25 36° 1.5 W/2700K E14 ³	4058075433243	25	E14	1.5	110	248	2,700	≥ 80	36	39	15,000	A++	10	1

¹ Protection class: IP20 | ² Non-dimmable | ³ All technical parameters apply to the entire lamp. Due to the complex production process for light-emitting diodes, the typical values shown for the technical LED parameters are purely statistical values that do not necessarily match the actual technical parameters of each individual product, which can vary from the typical value | ⁴ You will find further information and the exact guarantee terms and conditions at www.ledvance.com/guarantee | ⁵ L70/B50 | ⁶ Energy efficiency class (EEC) on a scale of A++ (highest efficiency) to E (lowest efficiency)

PARATHOM DIM R50¹

Dimmable LED reflector lamps R50 with retrofit screw base



Compatibility list also online:
ledvance.com/compatibility



1



3

PRODUCT FEATURES

- LED alternative to high voltage halogen lamps
- ≤5 sdc_m
- Base: E14
- Lamp made of glass
- Very high color rendering (R_a: 90)

PRODUCT BENEFITS

- Quick, simple and safe replacement without rewiring
- Design, dimensions, luminous flux comparable to an incandescent or halogen lamp
- Low maintenance costs thanks to long lifetime
- No UV and near-IR radiation in the light beam
- Stepless dimming

AREAS OF APPLICATION

- Shops and exhibition rooms
- Domestic applications
- Commercial applications
- Accent lighting
- Outdoor use in outdoor luminaires only (minimum IP65)

Product name	GTIN (EAN)	w	W	lm	cd	K	CRI	°	d (mm)	t _h	5	10	1	
P R50 60 36° 5.9 W/2700K E14 ²	4058075448506	60	E14	5.9	345	600	2,700	≥90	36	50	25,000	A+	10	1

¹ Protection class: IP20 | ² All technical parameters apply to the entire lamp. Due to the complex production process for light-emitting diodes, the typical values shown for the technical LED parameters are purely statistical values that do not necessarily match the actual technical parameters of each individual product, which can vary from the typical value | ³ You will find further information and the exact guarantee terms and conditions at www.ledvance.com/guarantee | ⁴ L70/B50 | ⁵ Energy efficiency class (EEC) on a scale of A++ (highest efficiency) to E (lowest efficiency)

PARATHOM R50^{1,2}

LED reflector lamps R50 with retrofit screw base



1



PRODUCT FEATURES

- LED alternative to high voltage halogen lamps
- ≤6 sdc_m
- Base: E14
- Lamp made of glass
- Good quality of light; color rendering index R_a: ≥ 80

PRODUCT BENEFITS

- Quick, simple and safe replacement without rewiring
- Design, dimensions, luminous flux comparable to an incandescent or halogen lamp
- Low maintenance costs thanks to long lifetime
- No UV and near-IR radiation in the light beam
- Instant 100 % light, no warm-up time

AREAS OF APPLICATION

- Shops and exhibition rooms
- Domestic applications
- Commercial applications
- Accent lighting
- Outdoor use in outdoor luminaires only (minimum IP65)

Product name	GTIN (EAN)	w	W	lm	cd	K	CRI	°	d (mm)	t _h ⁵	°	°	No.	
P R50 25 36° 1.5 W/2700K E14 ³	4058075448629	25	E14	1.5	110	248	2,700	≥80	36	50	15,000	A++	10	1
P R50 40 36° 2.6 W/2700K E14 ³	4058075448544	40	E14	2.6	210	398	2,700	≥80	36	50	15,000	A++	10	1
P R50 60 36° 4.3 W/2700K E14 ³	4058075448520	60	E14	4.3	345	582	2,700	≥80	36	50	15,000	A+	10	1

¹ Protection class: IP20 | ² Non-dimmable | ³ All technical parameters apply to the entire lamp. Due to the complex production process for light-emitting diodes, the typical values shown for the technical LED parameters are purely statistical values that do not necessarily match the actual technical parameters of each individual product, which can vary from the typical value | ⁴ You will find further information and the exact guarantee terms and conditions at www.ledvance.com/guarantee | ⁵ L70/B50 | ⁶ Energy efficiency class (EEC) on a scale of A++ (highest efficiency) to E (lowest efficiency)

PARATHOM DIM R63¹

Dimmable LED reflector lamps R63 with retrofit screw base



Compatibility list also online:
ledvance.com/compatibility



1



PRODUCT FEATURES

- LED alternative to high voltage halogen lamps
- ≤ 5 sdc_m
- Base: E27
- Lamp made of glass
- Very high color rendering (R_a : 90)

PRODUCT BENEFITS

- Quick, simple and safe replacement without rewiring
- Design, dimensions, luminous flux comparable to an incandescent or halogen lamp
- Low maintenance costs thanks to long lifetime
- No UV and near-IR radiation in the light beam
- Very high dimmer compatibility, see also www.ledvance.com/dim

AREAS OF APPLICATION

- Shops and exhibition rooms
- Domestic applications
- Commercial applications
- Accent lighting
- Outdoor use in outdoor luminaires only (minimum IP65)

Product name	GTIN (EAN)	W _{max}	W	lm	cd	K	CRI	Beam angle	Ø d [mm]	t [h]	Energy efficiency class	No. of lamps	No.	
P R63 60 36° 5.9 W/2700K E27 ²	4058075448582	60	E27	5.9	345	600	2,700	≥90	36	63	25,000	A+	10	1

¹ Protection class: IP20 | ² All technical parameters apply to the entire lamp. Due to the complex production process for light-emitting diodes, the typical values shown for the technical LED parameters are purely statistical values that do not necessarily match the actual technical parameters of each individual product, which can vary from the typical value | ³ You will find further information and the exact guarantee terms and conditions at www.ledvance.com/guarantee | ⁴ L70/B50 | ⁵ Energy efficiency class (EEC) on a scale of A++ (highest efficiency) to E (lowest efficiency)

PARATHOM R63^{1,2}

LED reflector lamps R63 with retrofit screw base



1



PRODUCT FEATURES

- LED alternative to high voltage halogen lamps
- ≤6 sdc_m
- Base: E27
- Lamp made of glass
- Good quality of light; color rendering index R_a: ≥ 80

PRODUCT BENEFITS

- Quick, simple and safe replacement without rewiring
- Design, dimensions, luminous flux comparable to an incandescent or halogen lamp
- Low maintenance costs thanks to long lifetime
- No UV and near-IR radiation in the light beam
- Instant 100 % light, no warm-up time

AREAS OF APPLICATION

- Shops and exhibition rooms
- Domestic applications
- Commercial applications
- Accent lighting
- Outdoor use in outdoor luminaires only (minimum IP65)

Product name	GTIN (EAN)	w	W	lm	cd	K	CRI	°	d (mm)	t _h ⁵	°	°	No.	No.
P R63 40 36° 2.6 W/2700K E27 ³	4058075448605	40	E27	2.6	210	398	2,700	≥80	36	63	15,000	A++	10	1
P R63 60 36° 4.3 W/2700K E27 ³	4058075448568	60	E27	4.3	345	582	2,700	≥80	36	63	15,000	A+	10	1

¹ Protection class: IP20 | ² Non-dimmable | ³ All technical parameters apply to the entire lamp. Due to the complex production process for light-emitting diodes, the typical values shown for the technical LED parameters are purely statistical values that do not necessarily match the actual technical parameters of each individual product, which can vary from the typical value | ⁴ You will find further information and the exact guarantee terms and conditions at www.ledvance.com/guarantee | ⁵ L70/B50 | ⁶ Energy efficiency class (EEC) on a scale of A++ (highest efficiency) to E (lowest efficiency)

PARATHOM DIM R80¹

Dimmable LED reflector lamps R80 with retrofit screw base



Compatibility list also online:
ledvance.com/compatibility



1



3

PRODUCT FEATURES

- LED alternative to high voltage halogen lamps
- ≤5 sdcn
- Base: E27
- Lamp made of glass
- Very high color rendering (R_a: 90)

PRODUCT BENEFITS

- Quick, simple and safe replacement without rewiring
- Design, dimensions, luminous flux comparable to an incandescent or halogen lamp
- Low maintenance costs thanks to long lifetime
- No UV and near-IR radiation in the light beam
- Stepless dimming

AREAS OF APPLICATION

- Shops and exhibition rooms
- Domestic applications
- Commercial applications
- Accent lighting
- Indoors and outdoors

Product name	GTIN (EAN)	w	W	lm	cd	K	CRI	△	d (mm)	t _h ⁴	⁵		No.	
P R80 60 36° 5.9 W/2700K E27 ²	4058075449602	60	E27	5.9	345	600	2,700	≥90	36	80	15,000	A+	10	1
P R80 100 36° 9.6 W/2700K E27 ²	4058075448667	100	E27	9.6	670	1,300	2,700	≥80	36	80	25,000	A+	10	1

¹ Protection class: IP20 | ² All technical parameters apply to the entire lamp. Due to the complex production process for light-emitting diodes, the typical values shown for the technical LED parameters are purely statistical values that do not necessarily match the actual technical parameters of each individual product, which can vary from the typical value | ³ You will find further information and the exact guarantee terms and conditions at www.ledvance.com/guarantee | ⁴ L70/B50 | ⁵ Energy efficiency class (EEC) on a scale of A++ (highest efficiency) to E (lowest efficiency)

PARATHOM R80^{1,2}

LED reflector lamps R80 with retrofit screw base



1



PRODUCT FEATURES

- LED alternative to high voltage halogen lamps
- ≤6 sdc_m
- Base: E27
- Lamp made of glass
- Good quality of light; color rendering index R_a: ≥ 80

PRODUCT BENEFITS

- Quick, simple and safe replacement without rewiring
- Design, dimensions, luminous flux comparable to an incandescent or halogen lamp
- Low maintenance costs thanks to long lifetime
- No UV and near-IR radiation in the light beam
- Instant 100 % light, no warm-up time

AREAS OF APPLICATION

- Shops and exhibition rooms
- Domestic applications
- Commercial applications
- Accent lighting
- Outdoor use in outdoor luminaires only (minimum IP65)

Product name	GTIN (EAN)	w	W	lm	cd	K	CRI	°	d (mm)	t _h ⁵	°	°	No.	
P R80 60 36° 4.3 W/2700K E27 ³	4058075448988	60	E27	4.3	345	582	2,700	≥80	36	80	15,000	A+	10	1
P R80 100 36° 9.1 W/2700K E27 ³	4058075448643	100	E27	9.1	670	1,300	2,700	≥80	36	80	15,000	A+	10	1

¹ Protection class: IP20 | ² Non-dimmable | ³ All technical parameters apply to the entire lamp. Due to the complex production process for light-emitting diodes, the typical values shown for the technical LED parameters are purely statistical values that do not necessarily match the actual technical parameters of each individual product, which can vary from the typical value | ⁴ You will find further information and the exact guarantee terms and conditions at www.ledvance.com/guarantee | ⁵ L70/B50 | ⁶ Energy efficiency class (EEC) on a scale of A++ (highest efficiency) to E (lowest efficiency)

PARATHOM PRO AR111¹

Low-voltage LED reflector lamps AR111 with GLOWdim effect



Compatibility list also online:
ledvance.com/compatibility



1



3

PRODUCT FEATURES

- LED alternative to low voltage halogen lamps
- Dimmable
- Base: G53
- Excellent color rendering (R_a : 97)
- Lifetime: up to 40,000 h

PRODUCT BENEFITS

- Always fitting light atmosphere by changing light color from warm white to extra warm white with dimming
- Quick, simple and safe replacement without rewiring
- Design, dimensions, luminous flux comparable to an incandescent or halogen lamp
- Low maintenance costs thanks to long lifetime
- No UV and near-IR radiation in the light beam

AREAS OF APPLICATION

- Shops and exhibition rooms
- Domestic applications
- Commercial applications
- Accent lighting
- Outdoor use in outdoor luminaires only (minimum IP65)

Product name	GTIN (EAN)	w	W	lm	K	CRI	l [mm]	d [mm]	t [h]	5	No.		
SST AR111 50 40° 7.3 W/2700K G53 GLOWdim ²	4058075448940	50	G53	7.3	450	2,700	90	62	110.7	40,000	A	6	1
SST AR111 50 24° 7.3 W/2700K G53 GLOWdim ²	4058075448964	50	G53	7.3	450	2,700	90	62	110.7	40,000	A	6	1

¹ Protection class: IP20 | ² All technical parameters apply to the entire lamp. Due to the complex production process for light-emitting diodes, the typical values shown for the technical LED parameters are purely statistical values that do not necessarily match the actual technical parameters of each individual product, which can vary from the typical value | ³ You will find further information and the exact guarantee terms and conditions at www.ledvance.com/guarantee | ⁴ L70/B50 | ⁵ Energy efficiency class (EEC) on a scale of A++ (highest efficiency) to E (lowest efficiency)

PARATHOM PAR16 GLOWdim¹

LED reflector lamps PAR16 with GLOWdim effect



Compatibility list also online:
ledvance.com/compatibility



1



3

PRODUCT FEATURES

- LED alternative to high voltage halogen lamps
- Dimmable
- Base: GU10
- Lamp made of glass
- Good quality of light; color rendering index $R_a \geq 80$

PRODUCT BENEFITS

- Always fitting light atmosphere by changing light color from warm white to extra warm white with dimming
- Quick, simple and safe replacement without rewiring
- Design, dimensions, luminous flux comparable to an incandescent or halogen lamp
- Low maintenance costs thanks to long lifetime
- No UV and near-IR radiation in the light beam

AREAS OF APPLICATION

- Shops and exhibition rooms
- Domestic applications
- Commercial applications
- Accent lighting
- Outdoor use in outdoor luminaires only (minimum IP65)

Product name	GTIN (EAN)	w/w	⌀	W	lm	K	CRI	l (mm)	d (mm)	t(h)	5	⊞	No.
P PAR16 GLdim 50 36° 4.5 W/2700K GU10 ²	4058075105379	50	GU10	4.5	350	2,700	80	54	50	25,000	A+	10	1

¹ Protection class: IP20 | ² All technical parameters apply to the entire lamp. Due to the complex production process for light-emitting diodes, the typical values shown for the technical LED parameters are purely statistical values that do not necessarily match the actual technical parameters of each individual product, which can vary from the typical value | ³ You will find further information and the exact guarantee terms and conditions at www.ledvance.com/guarantee | ⁴ L70/B50 | ⁵ Energy efficiency class (EEC) on a scale of A++ (highest efficiency) to E (lowest efficiency)

LED RELAX and ACTIVE^{1,2}

LED lamps, classic bulb shape



1 2 3 4



PRODUCT FEATURES

- Provides color temperatures of 2,700 K and 4,000 K in the same lamp
- Controllable via standard wall switch
- Good quality of light; color rendering index $R_a \geq 80$
- Mercury-free lamps

PRODUCT BENEFITS

- Creates individual atmospheres: Warm White to relax, Cool White for activity
- Easy change of color temperature with double click of wall switch
- Always fitting light due to two light colors in one lamp: Warm White and Cool White
- Supports the biorhythm through activating and relaxing light color
- Long lifetime of up to 15,000 h

AREAS OF APPLICATION

- Supports the bio rhythm when used in bed and children's room
- Outdoor use in outdoor luminaires only (minimum IP65)

Product name	GTIN (EAN)	w×w	h	W	lm	K	CRI	$\frac{l}{d}$ (mm)	$\frac{d}{d}$ (mm)	Light	t _h ⁵	Energy efficiency class ⁶	IP	No.
SST CLAS A 60 FIL 7 W/2700K E27 ³	4058075434820	60	E27	7	806	2,700	≥80	105	60	clear	15,000	A++	4	1
SST CLAS B 40 CL 4 W/2700K E14 ³	4058075434783	40	E14	4	470	2,700	≥80	97	35	clear	15,000	A++	4	2
SST CLAS P 40 4 W/2700K E14 ³	4058075434745	40	E14	4	470	2,700	≥80	78	45	clear	15,000	A++	4	3
SST Active & Relax PAR 16 50 36° 5.2 W/2700K GU10 ³	4058075105638	50	GU10	5.2	350	2,700	≥80	54	50	-	15,000	A+	6	4

¹ Protection class: IP20 | ² Non-dimmable | ³ All technical parameters apply to the entire lamp. Due to the complex production process for light-emitting diodes, the typical values shown for the technical LED parameters are purely statistical values that do not necessarily match the actual technical parameters of each individual product, which can vary from the typical value | ⁴ You will find further information and the exact guarantee terms and conditions at www.ledvance.com/guarantee | ⁵ L70/B50 | ⁶ Energy efficiency class (EEC) on a scale of A++ (highest efficiency) to E (lowest efficiency)

LED THREE STEP DIM^{1,2}

LED lamps with three-step dimming



PRODUCT FEATURES

- Dimmable in three steps: 100 %, 50 % and 10 %
- Controllable via standard wall switch
- Good quality of light; color rendering index $R_a: \geq 80$
- Mercury-free lamps

PRODUCT BENEFITS

- Easy three-step dimming by repeatedly pressing the wall switch
- Easy and cost-effective operation, no dimmer required
- Low energy consumption
- Easy relamping thanks to compact design
- Instant 100 % light, no warm-up time

AREAS OF APPLICATION

- Wherever dimming was originally not planned
- Residential interiors
- Hospitality
- Outdoor use in outdoor luminaires only (minimum IP65)

Product name	GTIN (EAN)	w	W	lm	K	CRI	$\frac{l}{d}$ (mm)	$\frac{d}{d}$ (mm)	Light color	t _h ⁵	Energy efficiency class ⁶	No. of lamps	No.	
SST CLAS A 60 7 W/2700K E27 ³	4058075436787	60	E27	7	806	2,700	≥ 80	105	60	clear	15,000	A++	4	1
SST CLAS B 40 4 W/2700K E14 ³	4058075434462	40	E14	4	470	2,700	≥ 80	97	35	clear	15,000	A++	4	2
SST CLAS P 40 4 W/2700K E14 ³	4058075434448	40	E14	4	470	2,700	≥ 80	78	45	clear	15,000	A++	4	3
SST PAR 16 50 36° 4.5 W/2700K GU10 ³	4058075264243	50	GU10	4.5	350	2,700	80	54	50	-	15,000	A+	6	4
NEW ST+ 3XD PIN 40 4 W/2700K G9	4058075432277	40	G9	4	470	2,700	80	59	18	clear	25,000	A++	4	5

¹ Protection class: IP20 | ² Non-dimmable | ³ All technical parameters apply to the entire lamp. Due to the complex production process for light-emitting diodes, the typical values shown for the technical LED parameters are purely statistical values that do not necessarily match the actual technical parameters of each individual product, which can vary from the typical value |

⁴ You will find further information and the exact guarantee terms and conditions at www.ledvance.com/guarantee | ⁵ L70/B50 | ⁶ Energy efficiency class (EEC) on a scale of A++ (highest efficiency) to E (lowest efficiency)

LED DAYLIGHT SENSOR CLASSIC A^{1,2}

Special LED lamps with daylight sensor, classic bulb shape



1



4

PRODUCT FEATURES

- LED alternative to conventional lamps
- High color consistency: ≤ 6 SDCM
- Mercury-free lamps

PRODUCT BENEFITS

- Short payback period thanks to low energy consumption and maintenance costs
- Energy-saving lighting solution because of automatic switch-off at daylight
- Safety through automatic switch-on at darkness
- Very long lifetime of up to 25,000 h
- Low energy consumption

AREAS OF APPLICATION

- Outdoor use in outdoor luminaires only (minimum IP65)
- Wherever constant lighting is necessary at night

Product name	GTIN (EAN)	w	W	lm	K	CRI	$\frac{l}{d}$ [mm]	$\frac{d}{d}$ [mm]	Light bulb icon	t _h ⁵	Energy efficiency class icon ⁶	Stack of boxes icon	Light bulb icon No.	
ST CLAS A 40 4 W/4000K E27 ³	4058075435087	40	E27	4	470	4,000	≥ 80	105	60	clear	15,000	A++	4	1
ST CLAS A 60 6.5 W/4000K E27 ³	4058075435100	60	E27	6.5	806	4,000	≥ 80	105	60	clear	15,000	A++	4	1

¹ Protection class: IP20 | ² Non-dimmable | ³ All technical parameters apply to the entire lamp. Due to the complex production process for light-emitting diodes, the typical values shown for the technical LED parameters are purely statistical values that do not necessarily match the actual technical parameters of each individual product, which can vary from the typical value |

⁴ You will find further information and the exact guarantee terms and conditions at www.ledvance.com/guarantee | ⁵ L70/B50 | ⁶ Energy efficiency class (EEC) on a scale of A++ (highest efficiency) to E (lowest efficiency)

PARATHOM DAYLIGHT SENSOR CLASSIC A^{1,2}

Special LED lamps with daylight sensor, classic bulb shape



1



4

PRODUCT FEATURES

- LED alternative to conventional lamps
- Lifetime: up to 25,000 h
- Not dimmable
- Good quality of light; color rendering index $R_a: \geq 80$; constant chromaticity

PRODUCT BENEFITS

- Short payback period thanks to low energy consumption and maintenance costs
- Energy-saving lighting solution thanks to automatic switch off at daylight
- Safety through automatic switch-on at darkness
- Low energy consumption
- Easy replacement of classic lamps thanks to compact design

AREAS OF APPLICATION

- Wherever constant lighting is necessary at night
- Outdoor use in outdoor luminaires only (minimum IP65)

Product name	GTIN (EAN)	w	W	lm	K	CRI	$\frac{l}{d}$ (mm)	ϕ d (mm)	Light bulb icon	t(h) ⁵	Energy efficiency class (EEC) ⁶	IP	No.	
PCLAS 60DS FR 60 FR 9 W/2700K E27 ³	4058075303485	60	E27	9	806	2,700	≥ 80	112	60	frosted	25,000	A+	10	1

¹ Protection class: IP20 | ² Non-dimmable | ³ All technical parameters apply to the entire lamp. Due to the complex production process for light-emitting diodes, the typical values shown for the technical LED parameters are purely statistical values that do not necessarily match the actual technical parameters of each individual product, which can vary from the typical value | ⁴ You will find further information and the exact guarantee terms and conditions at www.ledvance.com/guarantee | ⁵ L70/B50 | ⁶ Energy efficiency class (EEC) on a scale of A++ (highest efficiency) to E (lowest efficiency)

LED Retrofit RGBW lamps with remote control¹

LED RGBW lamps with remote control



PRODUCT FEATURES

- Lifetime: up to 25,000 h
- Allows for control of colors, saturation and dimming levels
- Wide range of controllable light colors including white
- Four dynamic effects: Flash, Strobe, Smooth, Mode
- Dimmable via remote control

PRODUCT BENEFITS

- Easy installation
- Up to 80 % less energy consumption compared with ordinary light bulbs
- Individual control
- No app or smartphone required to control the lamp
- Comfortable and intuitive infrared remote control

AREAS OF APPLICATION

- Domestic applications

Product name	GTIN (EAN)	w	W	lm	K	CRI	$\frac{l}{d}$ (mm)	$\frac{d}{d}$ (mm)	Light bulb icon	t(h) ⁴	Energy efficiency class ⁵	Guarantee (years)	No. of lamps	
ST PAR 16 25 120° 4.5 W/2700K GU10 FR ²	4058075445970	25	GU10	4.5	250	2,700	≥80	56	50	frosted	25,000	A	4	1
ST CLAS B 40 RGBW 5.5 W/2700K E14 FR ²	4058075430853	40	E14	5.5	470	2,700	≥80	107	37	frosted	25,000	A+	4	2
ST CLAS A 60 RGBW 60 FR 9 W/2700K E27 ²	4058075430754	60	E27	9	806	2,700	≥80	112	60	frosted	25,000	A+	4	3

¹ Protection class: IP20 | ² All technical parameters apply to the entire lamp. Due to the complex production process for light-emitting diodes, the typical values shown for the technical LED parameters are purely statistical values that do not necessarily match the actual technical parameters of each individual product, which can vary from the typical value | ³ You will find further information and the exact guarantee terms and conditions at www.ledvance.com/guarantee | ⁴ L70/B50 | ⁵ Energy efficiency class (EEC) on a scale of A++ (highest efficiency) to E (lowest efficiency)

SHEDDING LIGHT AND SYMBOLS



Shatter protection



Luminous efficacy



AC Mains



Flicker-free according to EU 2019/2020



Operating frequency in Hz



Conventional ballast (CCG)



Type of protection



Base



Electronic ballast (ECG)



Dimmable



Length [mm]



CCG/ignitor



Sensor versions



Diameter [mm]



Energy efficiency class



Wireless



Beam angle in °



Recommended retail price excl. VAT



Glow DIM 2,000K... 2,700 K



Color temperature in K



Unit of Packaging



Power in W for conventional technology



Color rendering index



Fig. no.



Power in W



Light intensity in cd



Output voltage in V



Average period of use/life in hours



Luminous flux in lm



Glass technology

GOOD LIGHT ALL ROUND THE FULL LEDVANCE RANGE

LEDVANCE is leading the fight against bad light in every area. That's good news for you because when it comes to luminaires and lamps, but also for electronic components and Smart for Residential products you have a competent partner in LEDVANCE on your side for your complex lighting projects. You can always rely on LEDVANCE for excellent brand quality, professional service and a good price/performance ratio.



AESTHETICALLY FUNCTIONAL LUMINAIRES

The extensive luminaire portfolio from LEDVANCE covers virtually all professional and residential applications and delivers outstanding quality and functionality. What's more, its innovative SCALE design provides instant recognition, trust and flexibility – and was even a winner of the 2019 German Design Award.

EACH LAMP A LIGHTING SOLUTION

OSRAM's lamp portfolio from LEDVANCE includes a wide choice of outstanding efficiency and durability: different shapes, base sizes, light colors and wattages as well as types with additional functions (e.g. sensors). Alongside a broad range of innovative LED lamps, LEDVANCE will continue to offer conventional halogen, energy saver, fluorescent and gas discharge lamps. A win-win situation for you and every one of your customers.

FLEXIBLE LED STRIP SYSTEM

In addition to a large selection of flexible LED Strips and drivers, the LEDVANCE LED Strip System includes a large number of matching profiles, covers, end caps

and mounting brackets. In combination with a large range of luminous fluxes and light colors, the system allows bespoke lighting solutions to be created for virtually any indoor or outdoor ambient, cove or general lighting application. Easy to plan, easy to combine and easy to install – that's the principle here.

SMART FOR RESIDENTIAL

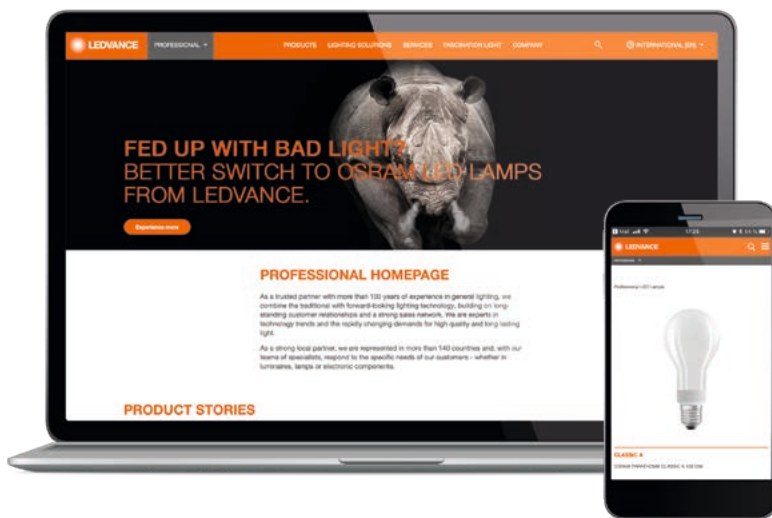
The new Smart for Residential portfolio from LEDVANCE offers the comprehensive combination of innovation, quality, reliability and userfriendliness. LEDVANCE provides a suitable solution for a wide range of different needs for smart lighting.

MORE INFORMATION AND CLEVER TOOLS

Go to www.ledvance.com for more information on LEDVANCE's extensive product portfolio, clever apps and tools that will help you in your day-to-day work.

ALWAYS AND EVERYWHERE: THE ONLINE PORTAL WITH A WEALTH OF INFORMATION, ADVICE AND KNOWLEDGE

Are you looking for information about our products and services? LEDVANCE keeps you up to date always: from locally in wholesale to our sales employees or our customer service centre (email: contact@ledvance.com). You will find an overview here of our competencies, databases and tools.



▶ THE PRODUCT PORTFOLIO FILTERED TO PERFECTION

Type of base, light colour, colour rendering – use our online filter for targeted searches in our LED lamp portfolio:

[ledvance.com/led-lamps](https://www.ledvance.com/led-lamps)

▶ REFERENCES PROVIDE INSPIRATION

A selection of some top lighting projects can be found at:

[ledvance.com/projects](https://www.ledvance.com/projects)

▶ LEDVANCE SERVICE-PLUS

Our specialised sales department supports and advises our commercial end customers – in person too. Find out all you need to know here [ledvance.com/vam](https://www.ledvance.com/vam)

▶ DOWNLOAD CENTRE

Catalogues, compatibility overviews, brochures, and much more are available for you in our download centre: [ledvance.com/download](https://www.ledvance.com/download)

▶ OUR TOOLS FOR YOU

From the LED strip system configurator to the TCO calculator, you will find all the practical tools you need at: [ledvance.com/tools](https://www.ledvance.com/tools)

▶ SERVICE AT A GLANCE

You will find a summary of all of our service offerings at a glance here: [ledvance.com/services](https://www.ledvance.com/services)

▶ FIND OUR LATEST NEWS ON:



NEW: THE ONLINE TRAINING PLATFORM

A host of application-oriented eLearnings for professional users, practical tips concerning installation, integrated standards check, planning tips, and much more.

Register and find out more at [training.ledvance.com](https://www.training.ledvance.com)




FAST LIGHT CALCULATOR


The light calculation tool – calculate your LED lamp requirement really conveniently, taking account of relevant parameters such as room size or reflection level.¹ Available directly in the e-catalog!

LIGHT CALCULATION WITH DIALUX AND RELUX

DIALux and RELUX users can now also integrate LEDVANCE products really easily into their lighting planning. We also support users through consultancy, calculation and aftersales support.

¹The Fast Light Calculator is not intended to replace comprehensive, expertly executed light planning with DIALux, RELUX or another professional light planning software. The light distribution of a LED lamp can be influenced by a luminaire.





ABOUT LEDVANCE

With offices in more than 50 countries and business activities in more than 140 countries, LEDVANCE is one of the world's leading general lighting providers for professional users and end consumers. Having emerged from the general lighting business of OSRAM GmbH, LEDVANCE offers a wide-ranging assortment of LED luminaires for a broad spectrum of application areas, intelligent lighting products for Smart Homes and Buildings, one of the largest LED lamps portfolios in the industry as well as traditional light sources.



LEDVANCE

LEDVANCE GmbH
Parkring 29–33
85748 Garching
Germany
LEDVANCE.COM

LEDVANCE is the expert partner for installers and lighting professionals. To match our extensive range of luminaires we also offer a large portfolio of innovative LED lamps in excellent brand quality. Further information about our range of lamps and services is available online at www.ledvance.com

Use our mobile apps and online tools to calculate the possible savings for your next LED project in no time, find the right lamp or luminaire and scroll through the latest catalogs:

www.ledvance.com/tools

Partner:



LEDVANCE is licensee of product trademark OSRAM for lamps products in general lighting.

LEDVANCE.COM

