

A R T E O R™ WITH NETATMO

A T O U C H O F S M A R T N E S S

THE SMART WIRELESS SOLUTION
SIMPLE, ADAPTABLE, OPEN
APP CONTROL FOR EASE OF USE
VOICE CONTROL

GROWING WITH YOUR NEEDS

ALSO WORKS WITH

ADAPTIVE TO SUIT OUR EVER-CHANGING LIFESTYLE



works with the
Google Assistant




WORKS WITH
alexa



Works with
Apple HomeKit

PUT THEM ANYWHERE

Using wireless switches you can ensure your controls are always exactly where you want them. Lower on the wall to be within easy reach of the children, they can then be repositioned as your children grow or when you decide to rearrange your furniture.



NOTIFICATIONS

No need to worry about a power failure while you are not at home, the app will alert you instantly if there is a power outage.



ENERGY MANAGEMENT

The need to harness energy and reduce our output is increasingly more prevalent, the app will allow you to monitor your usage in real-time and also generate a more long-term analysis.



“LEAVING HOME” SCENARIO

With one touch, instantly turn off lights, appliances, even shutters. Forgot to turn off the iron? No problem, log into the app and turn it off from anywhere.



“ WAKE UP” SCENARIO

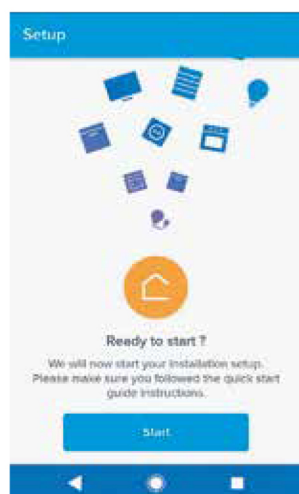
Imagine a easy morning wake up with a pre-set scenario which will turn on a soft light and open your blinds, the perfect start to everyday!



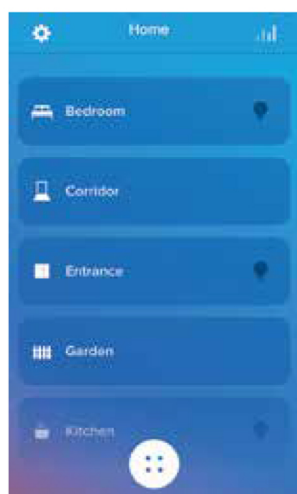
SMARTHOME VIA SMARTPHONE

THE HOME + CONTROL APP

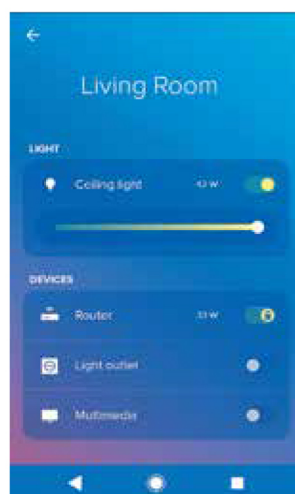
The app used by the installer for configuration purposes is also used to control the entire system. The app displays alarm messages if, for instance, the refrigerator is no longer powered or a light remains on when no one is supposed to be at home. This means you can react accordingly while away, putting you in complete control.



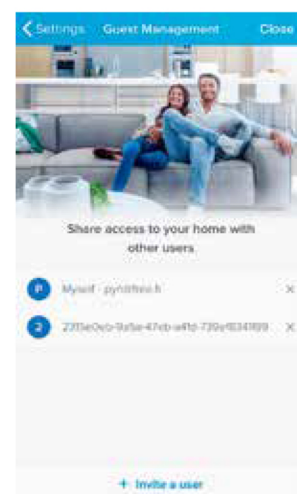
Configuration is based on a set of simple steps



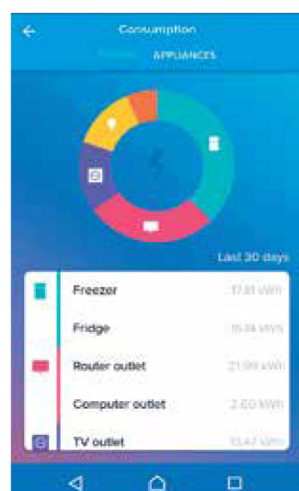
Each room is configured individually



All functions can be set individually



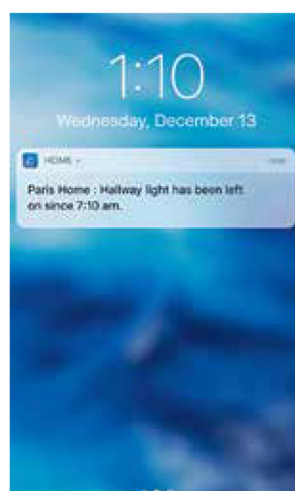
Invite all members of the household



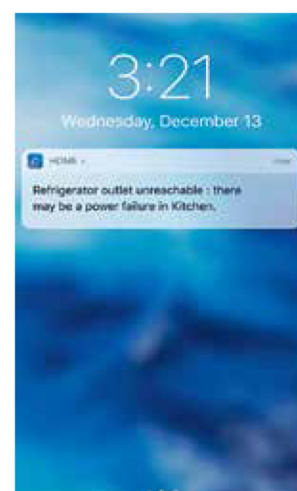
Energy consumption can be queried for individual devices



Detailed consumption analysis help to reduce energy consumption



Push notifications reach the user wherever they may be



Enables fast response to faults

1. Connected gateway pack

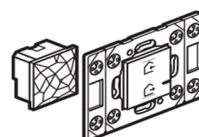


1.1 Connected gateway pack Arteor with Netatmo



Used to create the radio network and the Wi-Fi connection of the connected installation Enables remote control of your home (lighting, roller blinds and electrical appliances) using a smartphone via the Home + Control App and/or voice control with a voice assistant must be ordered to start any connected installation to be completed by adding individual connected products 2.4 GHz Wi-Fi connection required

5 742 09
5 742 27
5 742 36
5 742 18



○ White
● Magnesium
● Champagne
● Soft Alu

2. Connected Light Switches

2.1 Connected light switches Arteor with Netatmo




Switch with neutral 250 W, wired, 1 module Mechanisms supplied with cover plates, to be equipped with support frames and plates For local or remote control of lighting.
Can be controlled by one or more wireless light switches or mechanical 2-way switches Compatible with all loads
Can be installed in place of an existing switch in a flush-mounting box 35 mm deep Locator and indicator LED function.

5 742 01
5 742 20
5 742 29
5 742 11



○ White
● Magnesium
● Champagne
● Soft Alu



2.2 Connected light switches Arteor with Netatmo




Switch without neutral, 5 - 300 W, with dimmer option, wired, 2 modules
Mechanisms supplied with cover plates, to be equipped with support frames and plates for local or remote control of lighting.
can be controlled by one or more wireless light switches compatible with all loads (dimmable LEDs strongly recommended) supplied with a bleeder dimmer mode can be activated from the home + control app.
can be installed in place of an existing switch in a flush-mounting box 35 mm deep Locator and indicator LED function

5 742 02
5 742 21
5 742 30
5 742 12



○ White
● Magnesium
● Champagne
● Soft Alu

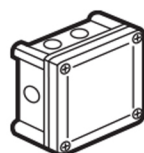
2.3 Micromodule switch with neutral, 300 W



5 742 43

Used to connect lights with a ceiling box installation can be controlled by one or more wireless light switches or mechanical push-buttons paired by tapping the wireless control on the micromodule

2.4 Dry contact



0 676 96

For control of 1 circuit 2500 W connected to its terminals according to 3 different operation modes: time-lag switch, switch, remote control switch
Its receiver function is used to execute, on its circuits, on/off commands received from wireless switches or remote controls delivered with one plexo IP55 box for outdoor use compatible for indoor and outdoor use

3. Connected Outlets

3.1 Connected socket outlet module Arteor with Netatmo - 16A - 230V A - 3680 W, 1 module



Mechanisms supplied with cover plates, to be equipped with support frames and plates allows to create a connected socket outlet for integration into the connected installation to be wired to a traditional socket outlet the connected socket outlet can be paired with one or more wireless light switches

5 742 00
5 742 28
5 742 37
5 742 19




○ White
● Magnesium
● Champagne
● Soft Alu

3.2 Energy module for 2 rail mounting



Measures the instantaneous and cumulative global electrical consumption of a single phase installation (63A maxi) Sends a notification in case of reaching a configurable limit in the Home + Control App. delivered with 1 coil 1 module.



4. Connected curtain/roller blind switches

4.1 Connected curtain/roller blind switch Arteor with Netatmo



Mechanisms supplied with cover plates, to be equipped with support frames and plates for local and remote control of a 230 V A roller blind (raise/lower/stop functions and level management) compatible with roller blinds with mechanical or electronic stop, not compatible with radio-controlled roller blinds can be paired with one or more roller blind wireless switches can be installed in place of an existing roller blind switch in a flush-mounting box 35 mm deep 1 module - with neutral

5 742 04
5 742 22
5 742 31
5 742 13



○ White
● Magnesium
● Champagne
● Soft Alu

4.2 Connected curtain/roller blind micromodule

For local and remote control of a 230 V A roller blind (raise/lower/stop functions and level management) compatible with roller blinds with mechanical or electronic stop, not compatible with radio-controlled roller blinds can be paired with one or more roller blind wireless switches to be installed in the ceiling box or roller blind box to connect a new or existing roller blind.



5. Connected wireless controls

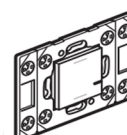


5.1 Wireless light switch - 1-gang Arteor with Netatmo



Supplied with cover plate and support frame to be equipped with plates used to add an extra lighting control easy pairing by tapping the wired product controls up to 20 wired products: switches, micromodules, socket outlets supplied with CR2032 3 V long-life battery for power supply and 4 removable stickers for fixing the control unit on any substrate led function for low battery indication

5 742 05
5 742 23
5 742 32
5 742 14




○ White
● Magnesium
● Champagne
● Soft Alu

5.2 Wireless light switches - 2-gang



Supplied with cover plate and support frame to be equipped with plates used to add an extra lighting control easy pairing by tapping the wired product controls up to 2 x 20 wired products: switches, micromodules, socket outlets supplied with CR2032 3 V long-life battery for power supply and 4 removable stickers for fixing the control unit on any substrate led function for low battery indication

5 742 44
5 742 46
5 742 47
5 742 45



○ White
● Magnesium
● Champagne
● Soft Alu

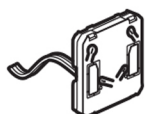
5.3 Wireless motion sensor



5 742 52

Allows to control up to 20 wired switches, micromodules and socket outlets easy pairing by tapping the wired products supplied with 2 x AA battery for indoor and outdoor use recommended distance between 2 sensors: 6 m recommended installation height: 2.5 m time delay adjustable from 1 to 30 min range: 8 m detection angle: 140° Sensor range adjustable from 2 m to 8 m Light level threshold adjustable from 1 to 1000 lux

Wireless switch on/off module



0 676 94

Allows to transform a mechanical 2-way switch into a wireless on/off switch. Small size for easy integration into the wall box to be paired with one connected switch, micro-module, socket outlet Supplied with CR2032 3V long-life battery for power supply

6. Connected wireless scene switches

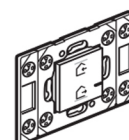


6.1 Home/Away wireless master switch Arteor with Netatmo




Supplied with cover plate and support frame to be equipped with plates used to add an extra Home/Away wireless master switch works in the same way as the home/away wireless master switch included in the gateway pack home/away life scenes can be customised in the home + Control App. Supplied with CR2032 3 V long-life battery for power supply and 4 removable stickers for fixing the control unit on any substrate led function for low battery indication

5 742 06
5 742 24
5 742 33
5 742 15



○ White
● Magnesium
● Champagne
● Soft Alu




6.3

Curtain/roller blind wireless switch Arteor with Netatmo



Supplied with cover plate and support frame to be equipped with plates used for remote control or centralization of up to 20 wired roller blind switches pair by tapping on the selected roller blind switch(es) supplied with CR2032 3 V long-life battery for power supply and 4 removable stickers for fixing the control unit on any substrate led function for low battery indication

5 742 07
5 742 25
5 742 34
5 742 16



○ White
● Magnesium
● Champagne
● Soft Alu

Accessory

0 648 71 Pack of 3 x 4 extra removable stickers for fixing a wireless control


6.2

Wake up/Sleep wireless switch Arteor with Netatmo



Supplied with cover plate and support frame to be equipped with plates used to add 2 extra scenes to a connected installation preset Wake up/Sleep life scenes which can be customised in the Home + Control App. supplied with CR2032 3 V long-life battery for power supply and 4 removable stickers for fixing the control unit on any substrate led function for low battery indication

5 742 08
5 742 26
5 742 35
5 742 17





























○ White
● Magnesium
● Champagne
● Soft Alu

7. Standard plate selection













7.1 Arteor British standard plate selection charts

60.3 mm fixing centres - flush - mounting boxes, support frames and plates

Number of modules per mechanism	Flush-mounting boxes	Support frames	Plates	PLATES				PLATES	
				White	Soft Alu	Neutral	Neutral	Champagne	Dark Bronze
									
SQUARE VERSION									
1 module	1 gang	5 760 03		5 752 00	5 713 01	5 752 02	5 713 11	5 713 21	5 713 31
2 modules		5 760 03 5 760 01 ⁽¹⁾		5 752 10	5 713 02	5 752 12	5 713 12	5 713 22	5 713 32
3 modules - 1 gang	1 gang	5 760 01		5 751 60	5 713 03	5 751 62	5 713 13	5 713 23	5 713 33
3 modules and shaver sockets	2 gang	5 760 02		5 750 70	5 713 05	5 750 72	5 713 15	5 713 25	5 713 35
4 modules	2 gang	5 760 00		5 750 80	5 713 04	5 750 82	5 713 14	5 713 24	5 713 34
6 modules	6 890 36	Supplied with support frame		5 753 70	5 713 06	5 753 72	5 713 16	5 713 26	5 713 36
8 modules	6 890 38	Supplied with support frame		5 767 00	5 713 08	5 767 02	5 713 18	5 713 28	5 713 38

				Mirror		Brushed Metal			
				Mirror White	Mirror Black	Stainless Steel	Gold Brass	Pink Champagne	Black
									
SQUARE VERSION									
1 module	1 gang	5 760 03		5 752 04	5 752 03	5 752 06	5 761 00	5 713 51	5 713 41
2 modules		5 760 03 5 760 01 ⁽¹⁾		5 752 14	5 752 13	5 752 16	5 761 20	5 713 52	5 713 42
3 modules - 1 gang	1 gang	5 760 01		5 751 64	5 751 63	5 751 66	5 761 80	5 713 53	5 713 43
3 modules and shaver sockets	2 gang	5 760 02		5 750 74	5 750 73	5 750 76	5 761 60	5 713 55	5 713 45
4 modules	2 gang	5 760 00		5 750 84	5 750 83	5 750 86	5 761 40	5 713 54	5 713 44
6 modules	6 890 36	Supplied with support frame		5 753 74	5 753 73	5 753 76	5 763 70	5 713 56	5 713 46
8 modules	6 890 38	Supplied with support frame		5 767 04	5 767 03	5 767 06	5 767 10	5 713 58	5 713 48

7. Standard plate selection


				Reflective Metal			Wood	Signature
				Stainless Steel	Black	Gold	Grey Oak	Cube
								
SQUARE VERSION								
1 module	1 gang	5 760 03		5 713 61	5 713 81	5 713 71	5 713 91	5 714 01
2 modules		5 760 03 5 760 01 ⁽¹⁾		5 713 62	5 713 82	5 713 72	5 713 92	5 714 02
3 modules - 1 gang	1 gang	5 760 01		5 713 63	5 713 83	5 713 73	5 713 93	5 714 03
3 modules and shaver sockets	2 gang	5 760 02		5 713 65	5 713 85	5 713 75	5 713 95	5 714 05
4 modules	2 gang	5 760 00		5 713 64	5 713 84	5 713 74	5 713 94	5 714 04
6 modules	6 890 36	Supplied with support frame		5 713 66	5 713 86	5 713 76	5 713 96	5 714 06
8 modules	6 890 38	Supplied with support frame		5 713 68	5 713 88	5 713 78	5 713 98	5 714 08










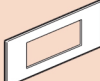
7.2 Arteor British standard plate selection charts

60.3 mm fixing centres - flush - mounting boxes, support frames and plates

Number of modules per mechanism	Flush-mounting boxes	Support frames	Plates	PLATES					
				White	Soft Alu	Graphite	Magnesium	Neutral	Dark Bronze
									
SQUARE VERSION									
1 module	0 800 49	5 760 40		5 752 20	5 714 11	5 752 22	5 752 27	5 714 31	5 714 41
2 modules	0 800 49	5 760 40		5 752 30	5 714 12	5 752 32	5 752 37	5 714 32	5 714 42
3 modules	0 800 49	5 760 40		5 750 10	5 714 13	5 750 12	5 750 17	5 714 33	5 714 43
Blanking cover plate	2" x 4"	5 760 40		5 754 10	5 714 10	5 754 12	5 714 52	5 714 53	5 714 51
4 modules	0 800 42	5 760 11		5 750 30	5 714 14	5 750 32	5 750 37	5 714 34	5 714 44
6 modules	0 800 43	5 760 12		5 750 40	5 714 15	5 750 42	5 750 47	5 714 35	5 714 45

7. Standards plate selection

				Mirror		Brushed Metal			
				Mirror White	Mirror Black	Stainless Steel	Gold Brass	Pink Champagne	Black
									
SQUARE VERSION									
1 module	0 800 49	5 760 40		5 752 44	5 752 43	5 752 46	5 764 10	5 714 26	5 714 16
2 modules	0 800 49	5 760 40		5 752 54	5 752 53	5 752 56	5 764 30	5 714 27	5 714 17
3 modules	0 800 49	5 760 40		5 752 74	5 752 73	5 752 76	5 764 50	5 714 28	5 714 18
Blanking cover plate	2" x 4"	5 760 40		-	-	-	-	-	-
4 modules	0 800 42	5 760 11		5 750 34	5 750 33	5 750 36	5 762 70	5 714 29	5 714 19
6 modules	0 800 43	5 760 12		5 750 44	5 750 43	5 750 46	5 762 80	5 714 30	5 714 20

				Reflective Metal			Wood	Signature
				Stainless Steel	Black	Gold	Grey Oak	Cube
								
SQUARE VERSION								
1 module	0 800 49	5 760 40		5 714 36	5 714 56	5 714 46	5 714 66	5 714 76
	0 800 49	5 760 40		5 714 37	5 714 57	5 714 47	5 714 67	5 714 77
	0 800 49	5 760 40		5 714 38	5 714 58	5 714 48	5 714 68	5 714 78
Blanking cover plate	2" x 4"	5 760 40		-	-	-	-	-
	0 800 42	5 760 11		5 714 39	5 714 59	5 714 49	5 714 69	-
6 modules	0 800 43	5 760 12		5 714 40	5 714 60	5 714 50	5 714 70	-